

2017



STRENGTHENING STUDENT EDUCATIONAL OUTCOMES



# Mathematics Menu of Best Practices and Strategies

# Mathematics: Menu of Best Practices and Strategies

2017

Authorizing legislation: [RCW 28A.165](#) & [28A.655.235](#)

**Gayle Pauley, Assistant Superintendent, Special Programs and Federal Accountability**

**Paula Moore, Director, Title I/LAP and Consolidated Program Reviews**

Prepared by:

Kristi Coe, Program Supervisor, LAP Mathematics and Research

[kristi.coe@k12.wa.us](mailto:kristi.coe@k12.wa.us), 360-725-6190



**OSPI** Chris Reykdal, State Superintendent

*Every student ready for  
career, college, and life*

## Table of Contents

<b>Welcome .....</b>	<b>1</b>
<b>Background and Philosophy.....</b>	<b>3</b>
<b>Strengthening Student Educational Outcomes .....</b>	<b>3</b>
<b>Learning Assistance Program .....</b>	<b>4</b>
LAP K–4 Focus on Literacy.....	4
LAP Eligibility .....	4
Behavior Services .....	4
LAP-Allowable Activities.....	5
Readiness to Learn (RTL) — Up to Five Percent .....	5
Academic Readiness.....	5
<b>Washington State Institute for Public Policy .....</b>	<b>7</b>
<b>Washington Integrated Student Supports Protocol* .....</b>	<b>8</b>
Integrated Student Supports .....	8
Core Components of the WISSP.....	8
Connections between ISS and Other Systems of Support.....	9
References .....	9
<b>Multi-Tiered System of Supports** .....</b>	<b>11</b>
MTSS Approach .....	12
Core Instruction and Tiered Supports.....	12
Data-Based Decision Making Teams.....	13
Comprehensive System to Identify Students.....	14
Supplemental Supports and Services .....	15
<b>Content Philosophy (WA State Mathematics).....</b>	<b>16</b>
Vision of Mathematics Education .....	16
Focus, Coherence, and Rigor.....	17
Mathematics Teaching Practices .....	18
High Leverage Teaching Practices.....	18
Early Numeracy .....	18
K–2 Readiness .....	19
Instruction and Interventions .....	21
Depth of Knowledge .....	22

Curriculum of Supplemental Services .....	22
Intervention Materials .....	23
<b>Classroom Centered Practices in Mathematics** .....</b>	<b>27</b>
Culturally Responsive Teaching** .....	27
Teacher and Student Relationships .....	28
Developing a Growth Mindset .....	28
Academic Language* .....	29
Cross-Curricular Teaching Practices* .....	33
Mathematical Representations and Manipulatives.....	33
Mathematically Productive Instructional Routines .....	34
Number Talks .....	34
Games .....	35
Technology .....	35
<b>MATH SMARTER BALANCED ASSESSMENT, LAP ELIGIBILITY, AND LAP STUDENT DATA REPORTING.....</b>	<b>36</b>
Multiple Measures of Assessment for LAP .....	38
Smarter Balanced Assessment: LAP Student Eligibility and LAP Student Data Reporting ...	39
<b>Mathematics Menu .....</b>	<b>41</b>
<b>Overview .....</b>	<b>41</b>
<b>Mathematics Menu at a Glance .....</b>	<b>43</b>
<b>Student-Centered Practices and Strategies.....</b>	<b>44</b>
Double Dosing .....	45
Summer School/Programs .....	49
Tutoring by an Adult .....	53
Tutoring by a Peer .....	57
<b>Educator-Focused Practices and Strategies.....</b>	<b>61</b>
Consultant Teachers/Instructional Coaches .....	62
Professional Learning Communities .....	68
Targeted Professional Learning .....	73
<b>Transition and Readiness Practices and Strategies.....</b>	<b>78</b>
Credit Retrieval and Mastery of High School Standards.....	79
Grade 8-High School Transitions** .....	85

Kindergarten Transitions*	91
<b>Family and Community Practices and Strategies</b>	<b>103</b>
Family Engagement**	104
Community-Based Student Mentors	113
<b>Implementation</b>	<b>119</b>
Background, Research, and Implementation Fidelity	119
Active Versus Passive Implementation	119
Implementation Science	120
Plan, Do, Study, Act	120
District And Building Resources For Implementation	122
<b>Conclusion</b>	<b>124</b>
<b>Appendices</b>	<b>125</b>
Appendix A: 2017 Expert Panel and Team Members	125
Appendix B: Acknowledgements	130
Expert Panel Members	130
Appendix C: List of Acronyms	134

\* New Entry

\*\* Updated Entry

## Welcome

Students throughout the state of Washington receive tutoring, extra classes, summer programs and other interventions with the help of funds from the Learning Assistance Program (LAP). The state of Washington invests several hundred million dollars per year in LAP to help students meet grade-level standards. About 13 percent of students statewide are served by LAP.

Unfortunately, in the past we saw high variability in LAP implementation. OSPI did not collect data on effective interventions, and statutory examples of best practices were limited. There was little or no collaboration among professionals across the state to promote what really worked to help students within the program.

In 2013, the Legislature passed a bill ([ESSB 5946](#)) requiring the [Office of Superintendent of Public Instruction](#) (OSPI) to improve the LAP system and K–4 literacy outcomes. Now, OSPI convenes expert panels annually to identify the practices that best help students grow and succeed academically. Their work informs the Menu of Best Practices for Mathematics, English Language Arts (ELA), and Behavior. Each year, districts report on the academic growth of students receiving LAP services. Districts can either use the best practices from the menus, or provide data showing that their alternative practices are effective in achieving student growth. These provisions are detailed in [RCW 28A.165](#).



The Legislature also passed a companion bill authorizing the [Washington State Institute for Public Policy](#) (WSIPP) to identify evidence-based and research-based best practices for student interventions. OSPI and WSIPP annually collaborate on the development of the Menu of Best Practices for ELA, Mathematics, and Behavior.

We know an opportunity gap exists among different student populations. Poverty is a striking example of a factor that can significantly disrupt a student's learning. Students learning English as an additional language face the task of learning a new language and new academic content at the same time. Students who have or are experiencing trauma may exhibit behavioral anomalies which can interrupt their academic progress. Teachers are actively seeking ways to better support all students. Throughout the menus, the expert panels have identified best practices shown to reduce the opportunity gap among all students.

This report contains not only the menu of best practices, but also foundational content describing Washington state's mathematics landscape and other initiatives designed to improve mathematics concepts and skills for all students. It describes how a Multi-Tiered System of

Supports (MTSS) framework is critical for implementing a high-achieving educational system. It also explains how assessment data and reporting serve to continuously improve LAP and student outcomes. We have included a rich set of resources and references for those who wish to further explore the identified best practices.

We are starting to see the promise in this focused partnership between districts, Educational Service Districts (ESDs), OSPI, WSIPP, and the Legislature. This is the third year the mathematics menu has been published, and each year the professionals who comprise the panel search the current literature for proven interventions, make improvements to the existing practices, and provide additional advice and support to teachers, student support staff, and school administrators who are implementing LAP with their students.

---

*“We have a duty to educate all students. Collecting the best strategies that districts use to reach those who need extra help is a great step toward meeting that responsibility.”*

*Chris Reykdal, State Superintendent of Public Instruction*

---

We thank you for your thoughtful read of this menu and for your ongoing commitment to serve students who need support the most.

*The Learning Assistance Program Team  
Office of Superintendent of Public Instruction  
May 2017*

*Note: OSPI published this menu May 2017, prior to the adjournment of the 2017 legislative session. A second update will be conducted if any legislation passes that impacts the Learning Assistance Program for the 2017–18 school year.*

## Background and Philosophy

### STRENGTHENING STUDENT EDUCATIONAL OUTCOMES

The Strengthening Student Educational Outcomes Act ([ESSB 5946](#)) passed the state Legislature in 2013. It required OSPI to convene a mathematics panel of experts to develop a menu of best practices and strategies to provide additional support to students who have not yet met grade-level standard and are enrolled in LAP to accelerate their mathematics performance.

The mathematics menu includes best practices for students who have not yet met standard as well as connections to best practices for all students as aligned with the Washington State Learning Standards for Mathematics (Common Core State Standards) and the National Council of Teachers of Mathematics. Many of these practices are considered best practice for core instruction as well. Specific population considerations for students are included within each of the best practice and strategies sections.



*Photo by Dick Milligan, WA Senate*

Under the law, districts must select a practice or strategy from the menu to serve LAP students in mathematics. Districts must first focus their LAP program on K–4 reading. Additionally, schools with more than 40 percent of students not meeting 3rd grade ELA goals must select a best practice or strategy to serve K–4 students. Districts have the option to select a practice or strategy from the mathematics menu or they may use an alternative practice or strategy per OSPI guidelines.

Washington state law contains guidelines for how school districts can provide services using the practices and strategies in the mathematics menu to support students in LAP. In addition to the mathematics menu, OSPI developed menus of best practices and strategies in English language arts (ELA) and behavior. All three menus are updated annually by July 1.

To learn more about this process, please see the [project web page](#).



---

## LEARNING ASSISTANCE PROGRAM

The **Learning Assistance Program (LAP)** offers supplemental services for K–12 students scoring below grade-level standard in English language arts (ELA) and mathematics. These supports focus on accelerating student growth so that students make progress towards grade level. These supports may include academic readiness skill development or behavior supports to address barriers preventing students from accessing core instruction. The intent is for LAP students to increase academic growth during the period of time they are provided services. LAP requires districts to use research-based best practices to increase student achievement.

---

### LAP K–4 Focus on Literacy

Districts must **focus first on K–4 students** who have not yet met grade-level standards in reading or are lacking the readiness skills needed for learning to read. The K–4 focus first on literacy does not mean that all LAP funds are to be used exclusively on K–4 literacy. OSPI guidelines allow that a district may meet the K–4 focus on literacy by ensuring that of the total number of students served by LAP, approximately 50 percent are students enrolled in grades K–4 receiving ELA services. Districts are not capped at 50 percent. They may serve more students in K–4 ELA. Additionally, districts may serve less than 50 percent under specific **OSPI Guidelines**.

---

### LAP Eligibility

Districts identify the students eligible for LAP by using multiple measures of performance. These should include nationally normed assessments and/or state assessments to identify students scoring below grade-level standards for ELA or mathematics. Other options to measure student eligibility include: teacher-made assessments, teacher observations, teacher recommendations, and parent referrals. Credits earned, grade point average (GPA), discipline referrals, and absenteeism are also potential measures.

Entrance and exit assessment data for any LAP service are used to measure student academic growth in ELA or mathematics, regardless of whether the student receives LAP academic services or LAP behavior services. A student may receive LAP services for academic and behavior support or just behavior support.

---

### Behavior Services

Districts may serve students who have not yet met grade-level standards in ELA or mathematics with behavior services. These services are available for students when the district believes addressing behavioral needs would improve students' academic performance.

Prior to receiving LAP behavior services, students must have been identified, using multiple measures of performance, as scoring below standard for their grade level in either ELA or mathematics. While additional indicators must be used to identify a student for behavior

services, the impact of behavior services is measured by academic growth. The assumption is that the provision of behavior services should positively influence student academic outcomes.

---

### LAP-Allowable Activities

Allowable LAP activities are guided by state statute ([RCW 28A.165](#)). They must be aligned to a best practice from the menu or an approved district alternative. Districts must use data to inform program development and integrate best practices and strategies to support supplemental instruction/services that accelerate growth for students who have not yet met academic and non-academic performance standards.

Allowable activities may include extended learning time, extra support in the classroom, educator professional learning, family engagement, and purchase of specialized learning materials. Additional assistance for students identified in 8th grade to successfully transition into high school may be provided through LAP. Graduation assistance is an option for 11th- and 12th- grade students who are not on track to meet graduation requirements. Academic readiness and Readiness to Learn (RTL) are also LAP-allowable activities. These terms are often confused and are defined below.

---

### Readiness to Learn (RTL) — Up to Five Percent

Up to five percent of a district's LAP funds may be used for RTL. The school board must approve in an open meeting any community-based organization or local agency before LAP funds may be expended.

District [RTL](#) programs provide academic and non-academic supports for students at risk of not being successful in school. They may be offered in partnership with community-based organizations. The goal of RTL community supports is to reduce barriers to learning, strengthen engagement, and ensure all students are able to attend school, ready to learn.

Students do not need to have been identified as scoring below grade level standard in mathematics or ELA to participate in RTL programs. RTL programs are designed to serve students significantly at risk of not being successful in school. Each district determines the eligibility criteria for participation in RTL programs.

---

### Academic Readiness

As part of the academic readiness component, schools use LAP funds to support students with necessary preparation skills needed to engage in mathematics or ELA content. Readiness is applicable for all grades. However, LAP does pay particular attention to early grade classroom readiness skills. K–2 readiness includes emerging literacy, early numeracy, and classroom preparedness skills. Emerging research is showing that building early numeracy skills is a strong predictor of future academic success.

The **WaKIDS GOLD™ Objectives and Dimensions** observation tool identifies core skills in the social-emotional, physical, language, cognitive, literacy, and mathematics domains essential for being ready for kindergarten. The panels strongly emphasized social emotional, cognitive, numeracy, and language skills as being necessary for K–2 readiness. Each panel also recognized the importance of incorporating play into K–2 readiness activities.

---

## WASHINGTON STATE INSTITUTE FOR PUBLIC POLICY

The 2013 Legislature directed WSIPP to “prepare an inventory of evidence-based and research-based effective practices, activities and programs for use by school districts in the Learning Assistance Program” ([Senate Bill 5034, Section 610](#)). The WSIPP [Inventory of Evidence- and Research-Based Practices: Washington’s K–12 Learning Assistance Program](#) classifies LAP strategies as *evidence-based*, *research-based*, or *promising* according to average effect sizes for identified interventions, a cost-benefit analysis, and other criteria. Both OSPI and WSIPP consider the two reports as companions. As such, OSPI and WSIPP coordinated their tasks to ensure that the content of both reports were consistent, while still adhering to the unique directives given to each agency.

Both agencies collaborated on identifying topics for consideration for best practices and strategies. WSIPP Research Associate Matt Lemon was a key participant in the expert panel sessions as a non-voting member. He provided research references to the panel members and solicited panel member input regarding effective practices. The two agencies then followed different, complementary processes to identify and classify practices for inclusion in each report.

The identification of best practices and strategies in the OSPI report was informed by WSIPP’s findings, and ultimately determined by the expert panel. OSPI included notations indicating whether the practices included in the menu are *evidence-based* or *research-based*, as determined by WSIPP. Additional practices and strategies are included in the menu as *promising*, based on the research reviewed by the panel of experts.

---

## WASHINGTON INTEGRATED STUDENT SUPPORTS PROTOCOL\*

In 2016, the Washington state legislature created the [Washington Integrated Student Supports Protocol](#) (WISSP) when it passed [4SHB 1541](#). In the bill the Legislature included the WISSP among an extensive set of interdependent strategies for closing educational opportunity gaps. This comprehensive approach was based on the recommendation of the State’s [Educational Opportunity Gap Oversight and Accountability Committee](#) (EOGOAC).

In the bill, the Legislature charged the [Center for the Improvement of Student Learning](#) (CISL), within OSPI, with developing the WISSP. The purpose of the protocol, as outlined in the bill, is to help schools and districts move toward a student support approach where efforts to meet both the academic and non-academic needs of students are integrated into one system, and to partner more effectively with their communities to develop and secure the supports students need to be successful.

---

### Integrated Student Supports

“Integrated Student Supports (ISS) is an emerging field of practice that is best described as a school-based approach to promoting students’ academic achievement and educational attainment by coordinating a seamless system of wraparound supports at multiple levels that target academic and non-academic barriers to student learning” (Child Trends, 2014a, p. 19).

According to Child Trend’s [Theory of Change](#), an ISS system enables educators to mobilize academic supports (i.e. reading or math interventions) as well as non-academic supports (i.e. social skills training, behavior intervention plans or basic needs support) to promote students’ academic success and overall health and well-being. In a synthesis of the evidence to support ISS, Child Trends notes that while “ISS programs take many forms, integration is key to the model—both integration of supports to meet individual students’ needs and integration of the ISS program into the life of a school” (Child Trends, 2014b, p. 1).

---

### Core Components of the WISSP

The following components are included as part of the integrated student supports framework adopted by the Legislature in [4SHB 1541](#).

**Needs Assessments:** In an ISS model, school or ISS program staff assess student’s needs and strengths to begin to identify the areas in which they may need additional support. Additionally, staff may conduct needs assessments at the school, district, and community levels to identify existing resources and potential areas to build additional capacity. School or ISS program staff can conduct needs assessments in collaboration with local organizations, community members, and families.

**Integration within the school:** When school staff facilitate ISS efforts, they are fully integrated into existing student support teams. When a partner organization facilitates ISS efforts, the organization works closely with school leadership and staff to enhance program effectiveness. To that end, partner staff are usually based in the school or, at minimum, have an office within the district.

**Coordination of Supports:** In an ISS model, school staff, partner organizations, and other service providers work together to connect students to existing supports in a timely manner. A central point of contact often serves to coordinate these efforts.

**Use of Data:** In an ISS model, school staff use data to identify students' needs and strengths, to monitor their progress over time, and to guide future planning. Data may include assessment outcomes, discipline referrals, attendance records, home-language survey information, or other student level data.

**Community Partnerships:** In an ISS model, schools partner with individual community members, local businesses, health and social service providers, and other community organizations to address the needs of students and their families.

---

### Connections between ISS and Other Systems of Support

The components of the WISSP are not unique to ISS. These components are also found in other student support frameworks such as Response to Intervention (RTI), School-wide Positive Behavioral Interventions and Supports (PBIS), Inter-connected Systems Framework (ISF), and other tiered-systems of support that address one or more domains of learning.

These components are also present in a comprehensive Multi-Tiered System of Supports (MTSS) framework that, when implemented, enables educators and community members to work together to effectively and efficiently address students' needs across all domains within one seamless system.

The Washington Integrated Student Supports Protocol is not meant to replace existing systems of support. Rather, the purpose of the protocol is to encourage schools to use needs assessments to identify students' academic and non-academic barriers to learning, collaborate with their community to secure additional resources for students and their families, use data to monitor progress, and strive for greater alignment across student support services and programs like LAP.

---

### References

Child Trends. (2014a). **Making the grade: Assessing the evidence for integrated student supports.**

Child Trends. (2014b). *Integrated Student Supports: A summary of the Evidence Base for Policymakers*.

## MULTI-TIERED SYSTEM OF SUPPORTS\*\*

Multi-Tiered System of Supports (MTSS) is a service delivery framework focused on problem solving and prevention. An MTSS connects all of the academic and non-academic interventions, supports, and services available in schools and communities to support instruction and eliminate barriers to learning and teaching. An MTSS framework includes multiple levels of instruction, assessment, and intervention designed to support the academic and non-academic needs of all students.

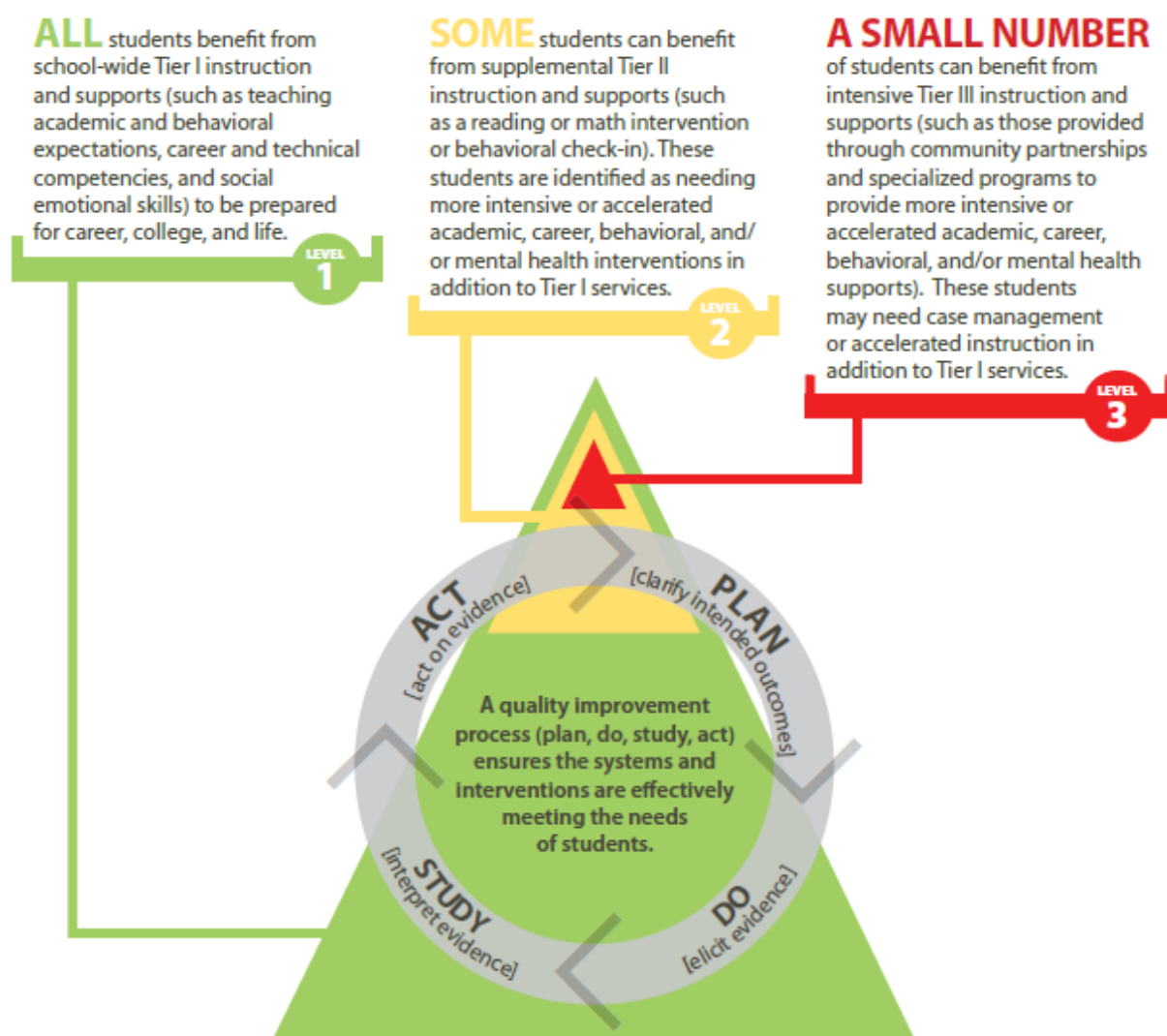


Figure 1. Multi-Tiered System of Supports, from OSPI.



---

### MTSS Approach

There are many approaches to support student achievement and eliminate barriers to learning and teaching. To effectively and efficiently meet the unique needs of students, it is important to have a coherent, unified system that takes a holistic approach to simultaneously address the academic and non-academic (behavioral, social, and emotional learning) needs of students. Common tiered frameworks in Washington include Response to Intervention (RTI), Positive Behavioral Interventions and Supports (PBIS), and Social and Emotional Learning (SEL). When these systems are implemented separately, silos are created, services are duplicated, resources are stretched, and students experience fragmented supports.

---

### Core Instruction and Tiered Supports

Within Multi-Tiered System of Supports, educators use data-informed practices to support student outcomes while also establishing and sustaining a positive school climate. An MTSS framework should be designed to promote collaboration among educators and professional learning across schools/districts. While the number of tiered levels of support outlined for any given MTSS model may vary, a three-tiered theory of action framework is standard. Within a multi-tiered framework, the tiers refer to supports students receive rather than to students. For example, there are not tier 2 or tier 3 students. There are instead, tier 2 and tier 3 supports. In a three-tiered framework, **all** students receive tier 1 instruction, **some** students receive tier 2 services/support, and a **small number** of students receive tier 3 services/support. Normally, tier 3 services in an MTSS model are for both highly capable students and students who have not yet met grade-level expectations. For the purpose of the menus, tier 3 will refer only to the supports and services addressing the needs of students who have not yet met academic and non-academic learning goals.

Number of students	Description of tier
<i>All</i>	Tier 1 is for all students and is designed to meet the needs of at least 80 percent of the student population. Differentiated instruction during core learning time is the first response for students who have not yet met academic and non-academic goals.
<i>Some</i>	Tier 2 is for students who need additional support to meet academic and non-academic goals. A standard assessment plan and clear criteria are necessary for successfully entering and exiting students from Tier 2 interventions. Supports should be designed to quickly screen for and target students who need extra instruction or services to get back on track. This level typically addresses the needs of around 15 percent of a student population.

Number of students	Description of tier
<i>A small number</i>	Tier 3 is for interventions that are individualized and intensive. Tier 3 interventions may take longer for students to meet learning goals. This level typically addresses the needs of about five percent of a student population. Tier 3 supports are available for all students, as opposed to the common misunderstanding that they are reserved for students in special education.

An effective MTSS system is grounded in strong instruction that is designed to meet the educational needs of at least 80 percent of students. If more than 20 percent of students are not meeting education expectations, then core instructional design and strategies should be re-evaluated. When students are not meeting their learning goals in the general education classroom, school improvement teams meet to discuss the best approach to provide effective differentiated instruction in the core curricula and interventions through a systematic support framework.

---

#### Data-Based Decision Making Teams

Decision-making within an MTSS framework is done with a systematic, comprehensive approach. This process includes decisions about the development of the MTSS framework, the selection of assessments used to identify students, the design of an implementation plan, and evaluation of a school or district's individual students' needs. The decision-making team will make adjustments and improvements to the framework as students' needs change, ultimately supporting both academic and non-academic success in the classroom. Teams should develop a feedback process to evaluate the effectiveness of their MTSS framework and implementation. Data-based decision making should be informed by measurable and relevant learning criteria to support student learning. Data-based outcomes should be used to guide decisions regarding instructional effectiveness, student responsiveness, and intervention adaptations or modifications.

MTSS levels of support are fluid. Students may need different levels of support as their circumstances and needs change. Data-based progress monitoring of student academic achievement and social/emotional learning can indicate a need to adjust the support based on responses to interventions, services, and emerging needs. Established protocols for data-based decision making will help identify when students need supplemental services, and when they have met exit criteria and no longer need additional targeted support. Data-based decision making in an MTSS framework is enabled by a comprehensive assessment system. Districts/schools must determine which assessments to use to identify and monitor student progress.

---

### Comprehensive System to Identify Students

A comprehensive assessment system includes universal screening, diagnostic assessment(s), formative assessment processes, and progress monitoring. For each of these components, it is important to ensure protocols are followed for all formal assessments, decision rules are in place for students not making satisfactory progress, and training is sufficiently delivered to instructional/data teams to support implementation of the comprehensive system. It is also important to recognize that different types of assessments are useful for different purposes. The key is to ensure the results of an assessment are used for the intended purpose and not extrapolated or misused otherwise. For example, confusion between universal screening and diagnostic assessment can lead to misuse of results from screening measures.

A comprehensive assessment system should include:

**Universal screening tools:** These tools are used to identify all potentially at-risk students. By design, universal screeners tend to over identify students, meaning more students are identified *as potentially at-risk* than are *actually at-risk* in an attempt to not miss anyone who might need additional supports. Screeners are used in many different ways—in everyday life, before an eye exam, during oil changes for cars, or when checking blood pressure. Universal screening takes place at scheduled intervals and is followed by more targeted diagnostic assessment for students whose scores indicate an elevated risk. Instructional decisions are not based on universal screeners. These screeners inform decision makers of whether or not a diagnostic assessment is necessary. Screeners also serve the purpose of assessing how well all students are responding to core instruction and if modifications or adjustments are needed to the school-wide Tier 1 plan.

**Diagnostic assessment tools:** Diagnostic assessments identify the initial skill level for each student and can determine the need for supports, interventions, enrichments, and resources. Assessments are administered before instruction or after screening occurs to identify the appropriate instruction and/or intervention plan. Diagnostic assessments provide detailed information. A diagnostic assessment can help determine why a person's temperature is high, why the indicator light went on in a car, or whether a full eye exam is needed. For example, in mathematics, a diagnostic test may measure a student's ability to count, understand cardinality, subitize, compare and order numbers, perform operations, think algebraically, and comprehend word problems. Once the data from a diagnostic assessment are available, educators can determine what to teach and select appropriate interventions to address specific skill deficiencies.

**Formative assessment processes:** Formative assessment is not a single event—it is an ongoing process used by educators and students to assess learning and adjust instruction. The formative assessment process is deliberate and provides actionable feedback to improve students'

learning. There are four attributes in the formative assessment process: 1) clarify intended learning; 2) elicit evidence; 3) interpret evidence; and 4) act on evidence.

**Progress monitoring tools:** Student performance and progress should be reviewed on a regular basis and in a systematic manner to identify students who are making adequate progress, at some risk of failure if not provided extra assistance, or at high risk of failure if not provided specialized supports. Progress monitoring is used to determine if students are understanding the material being provided. It is useful in determining the next level of instruction or intervention to be used with individual students, a small group, or an entire class. While formative assessment is closely linked to the immediate learning that occurs during a lesson, progress monitoring assesses what the student understands as a result of the unit of instruction.

---

### **Supplemental Supports and Services**

The Learning Assistance Program (LAP) primarily provides supplemental services to support core instruction. As a supplemental program, LAP generally provides tier 2 and tier 3 supports, but does not replace core instruction. Students receiving targeted interventions must have full access to core instruction.

LAP serves eligible students who need additional academic support to accelerate student growth in English language arts and mathematics, or who need to develop K–2 readiness knowledge and skills to successfully meet standards in these core content areas. By focusing on acceleration, students served outside of core instruction should increase learning over a given period of time. However, the degree of content growth depends on the intensity and quality of the services.

LAP also serves students who could benefit from behavioral supports in order to improve academic and non-academic student outcomes.

This menu provides information regarding evidence-based, research-based, and promising practices and strategies for supplemental supports/services.

---

## CONTENT PHILOSOPHY (WA STATE MATHEMATICS)

---

### *Vision of Mathematics Education*

The Washington State K–12 Learning Standards for Mathematics are built on an intentional progression of the skills and knowledge necessary for all students to be ready for career, college, and life when they exit high school. The progressions of learning provide a coherent focus based on the mathematics standards for each grade level. Understanding this progression of knowledge and skills supports identifying gaps in a student’s learning that should be addressed.

Building on the work of the National Council of Teachers of Mathematics (NCTM), this vision of mathematics education requires students to reason and model with mathematics, be problem solvers, and analyze and interpret data. Previously, mathematics programs often only emphasized computation and memorization.

Today, students not only need to be fluent and flexible with numbers and operations, they need the capacity to apply concepts and skills to novel situations, to approach real-world problems with stamina, and to understand that there may be multiple viable solution paths and solutions depending on the context of the problem and the assumptions of the problem-solver.

A key component of the Mathematics K–12 Learning Standards are the Standards for Mathematical Practice. These standards reflect this vision of mathematics education and describe the mathematical habits that mathematics educators at all levels should seek to develop in their students. The Standards for Mathematical Practice are:

1. Make sense of problems and persevere in solving them.
2. Reason abstractly and quantitatively.
3. Construct viable arguments and critique the reasoning of others.
4. Model with mathematics.
5. Use appropriate tools strategically.
6. Attend to precision.
7. Look for and make use of structure.
8. Look for and express regularity in repeated reasoning.

Mathematics instruction, then, should use the mathematical practices to engage students in the mathematics content and develop students as “practitioners of the discipline of mathematics.” For more information, see the [Standards for Mathematical Practice](#).

Additionally, the mindset that success in mathematics is reserved for an elite few is inaccurate. In fact, The National Academies (2002) asserts that:

Many adults assume that differences in mathematics performance reflect differences in innate ability, rather than differences in individual effort or opportunities to learn. These expectations profoundly underestimate what children can do. The basic principles, concepts, and skills of mathematics are within reach of all children. When parents and teachers alike believe that hard work pays off, and when mathematics is taught and learned by using all the strands of proficiency, mathematics performance improves for all students. Careful research has demonstrated that mathematical proficiency is an obtainable goal.

It is our duty, therefore, to authentically engage all students in meaningful mathematics to support proficiency in problem solving, reasoning with mathematics, and building mathematical fluency.

---

### Focus, Coherence, and Rigor

The Washington State K–12 Learning Standards call for shifts in the way we approach mathematics education. The shifts are:

- **Focus:** Provide greater focus on fewer topics that are foundational to future mathematical success.
- **Coherence:** Build a progression of learning from grade to grade and intentional connections between content within a grade.
- **Rigor:** Pursue conceptual understanding, procedural skills and fluency, and application with equal intensity.

*Focus* means deep engagement with the major work of each grade. Rather than racing to cover many topics superficially, the standards ask mathematics teachers to deepen the way time and energy are spent on fewer foundational concepts. *Coherence* requires that content be carefully connected across grades, intentionally building on prior knowledge. *Rigor* refers to deep understanding of mathematics concepts. Students must have the opportunity to access concepts from multiple entry points and perspectives. Students must also be fluent with calculations and procedures so they can access more complex concepts and procedures.

Finally, students must have the opportunity to apply concepts and procedures to novel situations (Common Core State Standards Initiative, 2015).

---

### Mathematics Teaching Practices

In 2014, NCTM published a book, *Principles to Actions: Ensuring Mathematical Success for All*. The teaching principles in this text represent the research-based recommendations for all teachers, coaches, and specialists in mathematics including any interventionists who will be working to assist children in their mathematics study. These eight mathematical teaching practices reflect the range of instructional strategies and approaches necessary to promote deep learning of mathematics.

1. Establish mathematics goals to focus learning.
2. Implement tasks that promote reasoning and problem solving.
3. Use and connect mathematical representations.
4. Facilitate meaningful mathematical discourse.
5. Pose purposeful questions.
6. Build procedural fluency from conceptual understanding.
7. Support productive struggle in learning mathematics.
8. Elicit and use evidence of student thinking.

These practices align with the state standards and prepare students to be college- and career-ready in the 21st century.

---

### High Leverage Teaching Practices

A range of instructional strategies and approaches is necessary to promote deep learning of mathematics. NCTM lists eight teaching practices that research has shown to be particularly effective, which are described more fully in the section entitled *Mathematics Teaching Practices* earlier in this document. Using a combination of approaches, like posing purposeful questions, supporting productive struggle, and eliciting student thinking is critical in both a successful intervention strategy and in core instruction.

---

### Early Numeracy

Numeracy is a term that refers to all the mathematics that young students learn including number, operations, and geometry and measurement concepts. Research has shown that the mastery of early mathematics concepts (number sense and counting) upon school entry was the strongest predictor of future academic success (Duncan 2007). Young children can have mathematical ideas that are complex and sophisticated for their developmental levels. Learning to make sense of mathematics early helps build future math proficiency.

Pre-kindergarten children can explore mathematics ideas, including number concepts and quantities, number relationships and operations, geometry and spatial sense, patterns, and measurement and comparison. The important idea to convey is that early numeracy is about developing and making sense of mathematics rather than pencil and paper activities. For example, math sense could be counting the number of objects in a set or the new number of objects, if something changes, observing that a square has more sides than a triangle, and that a big step is twice as large as a regular step. Making sense of mathematics can be developed through play, number sense games, and other daily routines.

A critical success factor, and an important tie-in to early literacy, is to get children to communicate their ideas and explain their thinking about mathematics in their natural language. Providing opportunities for children to share their thinking helps educators understand what concepts the child understands and surfaces any gaps in their mathematical understanding. Teachers can then direct students in additional learning, refining their thinking or extending their thinking in mathematical ways.

Representation includes concrete manipulation of objects, pictures, and numerical symbols which help to build concrete knowledge that will later lead to abstract thinking. Manipulatives and visual representations of mathematics are essential in early numeracy, as are activities and tasks that are relevant to the child's developmental age and grounded in the Washington State K–12 Learning Standards for Mathematics. Play is also a key component of developing mathematical skills through natural and routine activities.

Active involvement of families is a critical success factor for building early numeracy skills. So much of a child's early learning takes place in the home environment. When families incorporate mathematical sense-making in play and other daily activities, children experience more opportunities to learn numeracy and improve their readiness for a K–2 learning environment. OSPI's [Early Numeracy Brochure](#) is an excellent resource for parents to support mathematics at home and is available in ten languages.

---

### K–2 Readiness

The [WaKIDS GOLD™ Objectives and Dimensions](#) observation tool identifies core skills in the social-emotional, physical, language, cognitive, literacy, and mathematics domains essential for being ready for kindergarten. The mathematics domain includes the following objectives.

1. Uses number concepts and operations
  - a. Counts
  - b. Quantifies
  - c. Connects numerals with their quantities



2. Explores and describes spatial relationships and shapes
  - a. Understands shapes

**Learning Pathways in Numeracy** identifies the progression of learning from birth through 3rd grade in five different mathematical content areas: Counting and Cardinality, Number and Operation in Base Ten/Fractions, Operations and Algebraic Thinking, Measurement and Data, and Geometry. The Learning Pathways identify the core mathematical concepts and skills by developmental level for early learners. It identifies the Washington State K–12 Learning Standards for Mathematics and is aligned with the Department of Early Learning’s (DEL) Guidelines, and Teaching Strategies GOLD within WaKIDS. The Learning Pathways in Numeracy allows educators to identify where students are in their progression of learning and make instructional decisions to support each child’s learning. Children learn at different speeds, and thus can be anywhere on the developmental age range continuum. This document is essential when working with LAP students to identify gaps in mathematical concepts that need to be addressed.

As part of the K–2 Readiness component of LAP, schools can use LAP funds to ensure students are ready for K–2 learning. Guidance is emerging about how LAP funds can be used in the context of K–2 Readiness. Check with your district LAP coordinator for details. Some ideas include:

- During kindergarten registration in the spring, have a few stations where children can demonstrate their mathematical sense making. Assess skills and identify areas where more learning is necessary over the summer.
- Provide a kindergarten readiness event in August before the school year starts, to assess and develop early numeracy skills.
- Provide fun mathematical activities for families to support children, who are entering kindergarten, in developing early numeracy concepts during the summer preceding their entry. This could include providing ideas for simple counting activities and games using dot dice to develop subitizing skills (subitizing is the ability to identify a small quantity of objects without counting). The ability to subitize forms the building blocks of addition and subtraction.
- Integrate early numeracy within early literacy to support the learning of both content areas. Stories are a wonderful opportunity to ask mathematical questions such as “How many birds are there—let’s count them” or “Where do you see circles?”

## References

- Claessens, A., & Engel, M. (2013). How Important Is Where You Start? Early Mathematics Knowledge and Later School Success. *Teachers College Record*, 115(6).
- Clements, D., & Sarama, J. (2013). *Math in the Early Years: A Strong Predictor for Later School Success*.
- Clements, D. H. (1999). Subitizing: What is it? Why teach it? *Teaching children mathematics*, 5(7), 400.
- Duncan, G. J. (2007). Why Mathematics? *Journal of Developmental Psychology*, 43(428).
- Hintz, A., & Smith, T. (n.d.). *Mathematizing Children's Books: The Joy and Wonder of Mathematics in Favorite Stories*.
- Lewis, R. M., & Kazemi, E. (2013). *Engaging Mathematical Minds: What the Research Tells Us about Teaching Mathematics in Early Childhood*. Unpublished paper. University of Washington.
- Sarama, J., & Clements, D. H. (2009). *Early childhood mathematics education research: Learning trajectories for young children*. New York: Routledge.
- Teaching Strategies LLC. (2015). *GOLD™ Objectives and Dimensions (WaKIDS)*.

---

## Instruction and Interventions

All students should receive high-quality mathematics instruction which is grounded in the use of evidence-based materials and instructional methods implemented with fidelity. However, even with a high-quality, rigorous core program, no single program will meet the needs of all learners. Most students will successfully learn when a high-quality core program and effective instruction are implemented. If more than 20 percent of the students in a school are struggling, the district should re-examine their core curriculum and instructional strategies used within the classroom. The core curriculum may not be aligned with the Washington State K–12 Learning Standards for Mathematics, instructional practices may focus on computation and memorization rather than reasoning, and/or the classroom may lack instructional supports for their particular student population.

As a strategy for improving the achievement of learners who have not yet met standard, focusing the learning on grade-level foundational mathematics concepts and skills is much more effective than remedial instruction. Too often, remedial instruction is slow-paced and concentrates only on lower-level skills. Focusing the learning on grade-level foundational mathematics concepts and skills closes the gap for students who have not yet met standard by engaging them in concept-based mathematical experiences that focus on reasoning and sense-

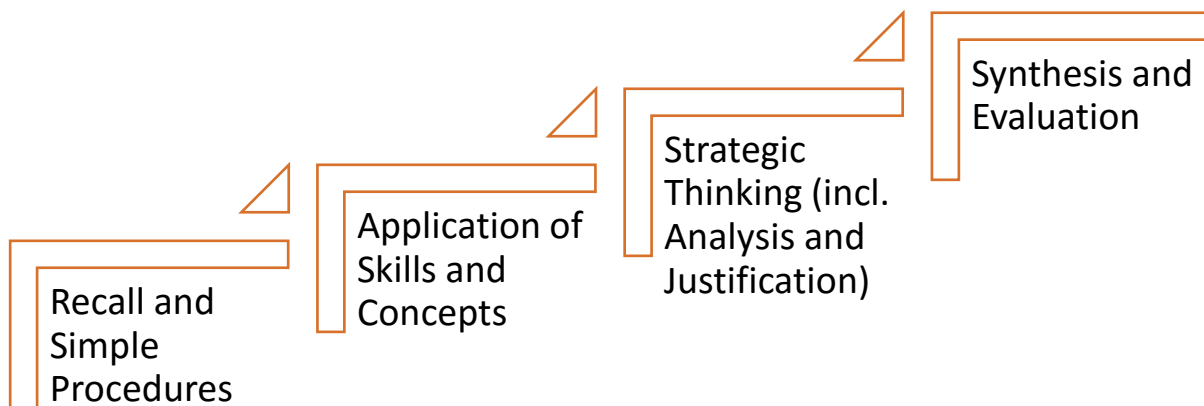
making. Students who have not yet met standard should have many opportunities to engage in rich tasks that provide multiple entry points, provide opportunities to reason through the mathematics, and tasks that honor how students arrive at a solution. Henry Levin, founder of the Stanford Accelerated Schools Project, has found that remediation actually slows students' progress. Levin's research suggests that remedial intervention models lower learning expectations and marginalize students: once students are assigned to remedial interventions, their learning slows and the opportunity gap, therefore, widens.

Differentiated instruction is necessary in all academic areas; but tracking, where students are assigned to either remedial or high-achieving classrooms, should be viewed with caution. Autonomous classrooms help all students, especially when differentiated instruction is well constructed. Pulling students out of their core instruction times for remediation serves only to worsen the opportunity gap between students.

---

### Depth of Knowledge

Students who are targeted for intervention are sometimes put into remedial skills-based programs that lack significant rigor. While fluency is an important goal for intervention, evidence suggests that teaching strategic use of strategies is more effective than rote memorization. Depth of knowledge refers to a framework of rigor that classifies tasks through levels of increasing cognitive demand. Webb's (2002) model has four levels:



Teachers should provide all students access to mathematical tasks at a variety of rigor levels emphasizing the use of the mathematical practices.

---

### Curriculum of Supplemental Services

Curriculum includes both the process and content of instruction. For students receiving supplemental services, it is imperative that the instructional practices provide students the opportunity to engage in the Standards for Mathematical Practice. To support the learning of

students who have not yet met grade-level standards, the content of instruction must focus on the major work of the grade. Intentional planning and consideration of these key ideas will help build a strong foundation for future success in algebra and mathematics courses beyond algebra. See the [Where to Focus](#) document from Achieve the Core for more information on the major work for grades K–8 and the progression to algebra.

---

### Intervention Materials

According to the [What Works Clearinghouse Practice Guide for Assisting Students Struggling with Mathematics](#), intervention materials should be reviewed by experts knowledgeable in mathematics instruction. Materials should meet four criteria:

1. The materials integrate computation with solving problems and visual representations rather than teaching computation apart from problem-solving.
2. The materials stress the reasoning underlying calculation methods and focus student attention on making sense of the mathematics.
3. The materials ensure that students build algorithmic proficiency.
4. The materials include frequent review for both consolidating and understanding the links of the mathematical principles.

A systematic curriculum builds proficiency gradually by presenting content in a logical sequence with multiple models to solve problems, numerous opportunities for practice and application, and opportunities for students to think aloud to explain concepts and the reasoning behind the procedures.

Interventionists should be highly trained in the Washington State K–12 Learning Standards for Mathematics, the Standards for Mathematical Practice, the Mathematics Teaching Practices, the core curriculum, and the supplemental curriculum.

### Resources

- [National Center on Response to Intervention](#)
- [What Works Clearinghouse](#)
- [What Works Clearinghouse Practice Guide for Assisting Students Struggling with Mathematics](#)
- [Center on Instruction](#)
- [Youtubed video on visual math and performance by Park and Brannon](#)

## References

- Ansalone, G. (2010). Tracking: Educational differentiation or defective strategy. *Education Research Quarterly*, 34(2), 3–17.
- Baker, S., Gersten, R., & Lee, D. (2002). A synthesis of empirical research on teaching mathematics to low-achieving students. *The Elementary School Journal*, 103(1), 51–73.
- Burris, C. C., & Welner, K. G. (2005). Closing the achievement gap by detracking. *Phi Delta Kappan*, 86(8), 594–598.
- Byrd, S. P., & Finnan, C. (2003). Expanding expectations for students through accelerated schools. *Journal of Staff Development*, 24(4), 48–52.
- Cain-Caston, M. (1996). Manipulative queen. *Journal of Instructional Psychology*, 23(4), 270–274.
- Chappell, M. F., & Strutchens, M. E. (2001). Creating connections: Promoting algebraic thinking with concrete models. *Mathematics Teaching in the Middle School*, 7(1), 20–25.
- Claessens, A., & Engel, M. (2013). How Important Is Where You Start? Early Mathematics Knowledge and Later School Success. *Teachers College Record*, 115(6).
- Common Core State Standards Initiative. (2015). [Key shifts in mathematics](#).
- Duncan, G. J., Dowsett, C. J., Claessens, A., Magnuson, K., Huston, A. C., Klebanov, P., et al. (2007). School readiness and later achievement. *Developmental Psychology*, 43(6), 1428–1446.
- Duncan, G. J., & Magnuson, K. (2011). The nature and impact of early achievement skills, attention skills, and behavior problems. *Whither Opportunity? Rising Inequality, Schools, and Children's Life Chances*, (0322356), 47–69.
- Forbinger, L. L., & Fuchs, W. W. (2014). *RTI in Math: Evidence-based interventions for struggling students*. New York, NY: Routledge.
- Gamoran, A. (1992). Is ability grouping equitable? *Educational Leadership*, 50(2), 11–17.
- Gersten, R., Clarke, B., Foegen, A., Marsh, L., Star, J., & Witzel, B. (2009). *Assisting students struggling with mathematics: response to intervention (RTI) for elementary and middle schools*. (NCEE 2009–4060). Princeton, NJ: What Works Clearinghouse.
- Gottlieb, M., & Ernst-Slavit, G. (Eds.) (2014). *Academic language in diverse classrooms: promoting content and language learning*. Thousand Oaks, CA: Corwin, A SAGE Company.
- Kilpatrick, J., Swafford, J., & Findell, B. (2001). *Adding it up: Helping children learn mathematics*. Washington, D.C.: National Academy Press.

- Levin, H. (1988). *Accelerated Schools for at-risk students*. New Brunswick, NY: Rutgers University, State University of New Jersey.
- Levin, H. M. (1987). *New schools for the disadvantaged*. Aurora, CO: Mid-Continent Regional Educational Lab.
- Marsh, L. G., & Cooke, N. L. (1996). The effects of using manipulatives in teaching math problem solving to students with learning disabilities. *Learning Disabilities Research & Practice*, 11(1), 58–65.
- McKown, C., Gregory, A., & Weinstein, R. S. (2010). Expectations, stereotypes, and self-fulfilling prophecies in classroom and school life. In J. L. Meece, & J. S. Eccles (Eds.), *Handbook of Research on Schools, Schooling, and Human Development*. (pp. 256–274). New York, NY: Routledge.
- McNeil, N. M. (2008). Limitations to teaching children  $2 + 2 = 4$ : Typical arithmetic problems can hinder learning of mathematical equivalence. *Child Development*, 79(5).
- McNeil, N. M., Fyfe, E. R., Peterson, L. A., Dunwiddie, A. E., & Brletic-Shipley, H. (2011). Benefits of practicing  $4 = 2 + 2$ : Nontraditional problem formats facilitate children's understanding of mathematical equivalence. *Child Development*, 82(5), 1620–1633.
- National Council of Teachers of Mathematics. (2014a). *Principles to actions: Ensuring mathematical success for all*. Reston, VA: National Council of Teachers of Mathematics.
- National Council of Teachers of Mathematics. (2014b). *Procedural fluency in mathematics: A position of the National Council of Teachers of Mathematics*.
- National Governors Association Center for Best Practices, Council of Chief State School Officers. (2010). *Common core state standards for mathematics*. Washington, D.C.: National Governors Association Center for Best Practices, Council of Chief State School Officers.
- Oakes, J. (1985). *Keeping track: How schools structure inequality*. New Haven, CT: Yale University Press.
- Rimm-Kaufman, S., & Sandilos, L. (2011). *Improving students' relationships with teachers to provide essential supports for learning*.
- Rubin, B. C. (2006). Tracking and detracking: Debates, evidence, and best practices for a heterogeneous world. *Theory into Practice*, 45(1), 4–14.
- Ruzic, R., & O'Connell, K. (2001). Manipulatives. *Enhancement Literature Review*.
- Steadly, K., Dragoo, K., Arafeh, S., & Luke, S. D. (2008). Effective mathematics instruction. *Evidence for Education*, 3(1), 1–12.

- Stormont, M., Reinke, W., & Herman, K. (2012). *Practical intervention in schools: Academic and behavior supports for at-risk students*. New York, NY: Guilford Press.
- The National Academies. (2002). *Helping Children Learn Mathematics*. Washington, D.C.: National Academy Press.
- Tracking trounces test scores. (2004). *Education Digest: Essential Readings for Quick Review*, 69(7), 15–17.
- Van de Walle, J. A., Lovin, L. A. H., Karp, K. S., & Bay-Williams, J. M. (2013). *Teaching student-centered mathematics* (2nd ed.). Washington, D.C.: Pearson.
- Webb, N. L. (2002). *Depth-of-Knowledge Levels for Four Content Areas*. Madison, WI. Wisconsin Center for Educational Research.
- Worthy, J. (2010). Only the names have been changed: Ability grouping revisited. *Urban Review*, 42(4), 271–295.

---

CLASSROOM CENTERED PRACTICES IN MATHEMATICS\*\*

---

---

Culturally Responsive Teaching\*\*

To achieve a high quality public education for all students, all educators must be able to work effectively in diverse settings. To become effective in diverse contexts, educators must be willing to learn about systemic racism and inequities in the public education system and to develop culturally competent skills and mindsets (EOGOAC, 2017). Professional learning opportunities aimed at increasing cultural competencies are focused on increasing educators' knowledge of student cultural histories and contexts (as well as family norms and values in different cultures), the ability to access community resources for community and family outreach, and developing the skills for adapting instruction to align to students' experiences and identifying cultural contexts for individual students (RCW 28A.410.260). In accordance with best practices regarding family engagement, districts should make every effort to ensure cultural competence training programs are developed and implemented in partnership with families and communities (EOGOAC, 2017).

When considering mathematical teaching practices to reach students who have not yet met grade-level standards in mathematics, it is important to consider the positive impact of culturally responsive teaching in order to better support all students in mathematics. Studies have shown that culturally responsive teaching, defined as teaching that leverages students' cultural knowledge to facilitate learning, has positive effects on students' learning. Furthermore, teachers having respect for cultural diversity positively influences students' motivation to learn.

Margery Ginsberg suggests a motivational framework for culturally responsive teaching which can support learning. The framework is made up of four essential motivational conditions, which Ginsberg has found to act "individually and in concert to enhance students' intrinsic motivation to learn." The conditions are:

1. *Establishing Inclusion*—the teacher creates a learning environment in which students and teachers feel respected by and connected to one another.
2. *Developing a Positive Attitude*—the teacher creates favorable disposition among students toward learning through personal cultural relevance and student choice.
3. *Enhancing Meaning*—the teacher creates engaging and challenging learning experiences.
4. *Engendering Competence*—the teacher creates a shared understanding that students have effectively and authentically learned something they value.



Teaching mathematics with a culturally responsive lens means that the teacher creates an inclusive environment, makes the learning relevant with some aspects of student choice, plans and enacts learning activities that are engaging and challenging, and supports his or her students in knowing what they have learned and why it is of value.

When classrooms and schools are staffed with culturally competent educators, schools are more likely to effectively work towards closing the opportunity gap and increasing student achievement. OSPI has created a toolkit to support educators as they integrate students' **funds of knowledge** in the classroom. Additional resources that support culturally responsive practices include: *Culturally Responsive Teaching Matters!*, *Culturally Responsive Classroom Management*, and *Culturally Responsive Teaching*.

### References

- Ginsberg, M. B. (2015). *Excited to learn: motivation and culturally responsive teaching*. Thousand Oaks, CA: Corwin Press.
- Ladson-Billings, G. (1994). *The Dreamkeepers: Successful teaching for African-American students*. San Francisco: Jossey-Bass.
- Pewewardy, C. (1994). Culturally responsive pedagogy in action: An American Indian magnet school. In E. R. Hollings, J.E. King, & W. C. Hayman (Eds.), *Teaching diverse populations: Formulating a knowledge base* (pp. 77–92). Albany, NY: State University of New York.

---

### Teacher and Student Relationships

Good relationships between teachers and students help improve academic success. Students try harder, knowing someone cares about the outcomes. Students feel more comfortable seeking help when the relationship is positive and supportive. Teachers who have high expectations for their students and positive attitudes about mathematics positively influence student outcomes.

Students who report having a more supportive relationship with their mathematics teachers were willing to exert more energy learning the lesson and helping their peers. The relationships, either positive or negative, had long-lasting effects on students.

---

### Developing a Growth Mindset

The beliefs people have about intelligence play a big role in mathematics. Some believe intelligence remains the same, this is a fixed mindset. Others believe in a growth mindset, where intelligence changes throughout your lifetime. People with a fixed mindset believe they are good at certain things and bad at others. With a growth mindset, a person could work hard enough and become good at whatever they want.

A person with a fixed mindset and who is good at mathematics will be able to be successful most of the time, but when they come to an obstacle, they tend to give up quicker than those with a growth mindset.

Students with a growth mindset see math as something to work at. When it gets difficult, which it will, they persevere. They believe that the brain is like a muscle, the harder one works, the stronger it gets.

In this model, students are first taught about the brain and how growth mindset works. Then they apply this mindset to learning mathematics or other topics.

Explicitly teaching students how growth mindset works is a foundational skill for success. Growth mindset instruction should be an integral part of both core programs and intervention programs.

### References

Boaler, J. (2015). *Mathematical Mindsets: Unleashing Students' Potential Through Creative Math, Inspiring Messages and Innovative Teaching*. John Wiley & Sons.

Dweck, C. (2008). *Mindsets and Math/Science Achievement*. Prepared for the Carnegie Corporation of New York-Institute for Advanced Study Commission on Mathematics and Science Education.

Motivating Students to Grow their Minds. Copyright © 2008–2012. Retrieved from [Mindset Works](#).

---

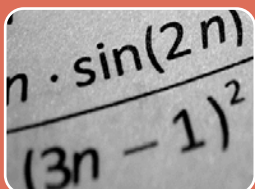
### Academic Language\*

Academic language (also referred to as academic English, disciplinary language, scientific language, critical language, and language of school) helps define school success for all students. It is the language of textbooks and homework, the language found in assessments, and the language students hear and see in all classrooms. This language is different in register (the words, phrases, and expressions used to talk about content-specific concepts), structure, and vocabulary from everyday language. Academic language is at the heart of grade-level curriculum across content areas (Gottlieb & Ernst-Slavit, 2014). Academic language includes: vocabulary, representing information, and student discourse.



## Vocabulary

- **Math Content Words:** sum, area, product
- **General Academic Words:** justify, summarize, interpret
- **Symbols:**  $x$ ,  $y$ ,  $+$ ,  $-$ ,  $\div$ ,  $\neq$



## Representing Information

- **Sentence Structure:** written responses
- **Graphics:** diagrams, graphs, charts
- **Symbols:**  $a + b = c$ ,  $x > y$ ,  $y - 2 = 21$



## Discourse

- **Receptive Language Functions\*:** comprehending others' talk about math approaches, coordinating texts and multiple representations, comprehending the meaning of a problem.
- **Productive Language Functions\*:** describing and defending a model, explaining relationships, presenting information, responding to questions.

Figure 2 \*(Council of Chief State School Officers, 2012)

It is important for educators to be aware of the challenges students face in mathematics with regard to academic language. Language development is not limited to vocabulary instruction but also includes “instruction around the demands of argumentation, explanation, analyzing purpose and structure of text, and other disciplinary discourse” (Zwiers et. al., 2017). To support the development of academic language in mathematics, learning environments should include speaking, writing, diagramming, and gesturing. Access to learning, that promotes conceptual development, is necessary for all students (Walqui, 2009).

Mathematical vocabulary is more likely than ever to have an impact on students' math success because students need to understand math-specific words, words with multiple-meaning, and mathematical symbols to develop proficiency in math vocabulary (Pierce & Fontaine, 2009). Explicit teaching should address words that have multiple meanings, concepts that can be represented with multiple terms, awareness of symbols and diagrams as they relate to mathematics, and the connection between mathematics vocabulary and everyday vocabulary (Roberts & Truxaw, 2013). To learn the math vocabulary needed for success, educators should engage students in rich and lively activities. These activities should encourage deep processing of word meanings and provide a range of opportunities to encounter math vocabulary (Pierce & Fontaine, 2009).

Teaching students to interpret and represent information in mathematics is complicated, as it requires more than reading and writing text. Students must learn to interpret and demonstrate their mathematical thinking through written explanations, symbols, and graphic representations. Educators must teach students the skills needed for success. Teaching sentence structures in mathematics is important to comprehension since often every word within mathematical texts or word problems is essential (Adoniou, 2014). Students might know the meaning of certain academic math words. However, if they cannot put them in a comprehensible sentence, knowledge of academic words alone will not help them be successful (OSPI academic language toolkit).

When students engage in mathematics and are taught to provide meaningful explanations, higher level thinking and reasoning is promoted. Meaningful mathematical discussions help build knowledge and support the mathematical learning of all students in a math-talk community (Waggoner, 2015). The National Council of Teachers of Mathematics (NCTM, 2014) Principles to Actions includes communication as a process strand that highlights the importance of language skills in mathematics classrooms. Students need multiple opportunities to use academic language by engaging in meaningful discourse. The Common Core's Standards for Mathematical Practice (SMP) state that students should engage in discussion that constructs viable arguments—SMP 3, critiques each other's reasoning—SMP 3, and communicates with precision—SMP 6 (CCSSI 2010, p. 6-7). Academic discourse helps to develop conceptual understanding and improve language use (Hill & Miller, 2013). Conversations for students developing mathematical language may serve as scaffolding because opportunities to make and communicate meaning are provided (Zwiers et. al., 2017). Students benefit from collaborative discussions because mathematics conversation provides:

- Meaningful discussion.
- Oral language practice.
- A way for students to clarify what is being asked and what is happening in a problem.
- Time to process information and hear the thinking of others.
- Opportunities for teachers to model academic language, appropriate vocabulary use, thinking processes.
- Build common understandings and shared experiences (Echevarria, Vogt, & Short, 2009; Zwiers et. al., 2017).

Educators should provide structure and support for students by intentionally teaching how to participate in these types of math conversations. Students benefit from learning how to question, reason, make connections, solve problems, and communicate solutions effectively (Echevarria, Vogt, & Short, 2009).

Providing a variety of scaffolds that foster students' participation supports students both in organizing their thinking and making sense of the mathematics. Examples include:

- Sentence frames, which provide tools to support mathematical conversations.
- Teacher modeling and think-alouds.
- Word walls and posters displaying commonly used terms, operations, and math processes.
- Graphic organizers, which provide visual representations of mathematical information.
- Artifacts and manipulatives upon which to build shared meaning and support sense-making.
- Structured peer interactions, to communicate ideas and clarify understanding (Echevarria, Vogt, & Short, 2009; Zwiers et. al., 2017).

Academic language is critical to student outcomes in both mathematics and English language arts.

## References

Adoniou, M., & Qing, Y. (2014). Language, Mathematics and English language learners. *Australian Mathematics Teacher*, 70(3), pp. 3-13.

Common Core State Standards Initiative (CCSSI). 2010. **Common Core State Standards for Mathematics (CCSSM)**. Washington, DC: National Governors Association Center for Best Practices and the Council of Chief State School Officers.

Council of Chief State School Officers. (2012). *Framework for English Language Proficiency Development Standards corresponding to the Common Core State Standards and the Next Generation Science Standards*. Washington, DC: CCSSO.

Echevarria, J., Vogt, M. E., & Short, D. (2009). *The SIOP Model for Teaching Mathematics to English Learners*. Boston: Pearson Allyn & Bacon.

Ernst-Slavit, G., & Slavit, D. (2015). **Mathematically Speaking**. *Language Magazine*.

Hill, J., & Miller, K. (2013). *Classroom Instruction That Works with English Language Learners, 2nd Edition*. Denver, Colorado: Association for Supervision and Curriculum Development.

Pierce, M. E., & Fontaine, M. (2009). Designing Vocabulary Instruction in Mathematics. *The Reading Teacher*, 63(3), pp. 239-243.

Roberts, N. S., & Truxaw, M. P. (2013). For ELLs: Vocabulary beyond the definitions. *Mathematics Teacher*, 107(1), pp. 28-34.

Slavit, D., & Ernst-Slavit, G. (2007). Teaching Mathematics and English to English Language Learners Simultaneously. *Middle School Journal*, 39(2), pp. 4-11.

Waggoner, E. L. (2015). Creating Math Talk Communities. *Teaching Children Mathematics*, 22(4), pp. 248-254.

Walqui, A. (2009). Improving Student Achievement in Mathematics by Addressing the Needs of English Language Learners. *NCSM: Leadership in Mathematics Education*, No. 6.

Zwiers, J., Dieckmann, J., Rutherford-Quach, S., Daro, V., Skarin, R., Weiss, S., & Malamut, J. (2017). *Principles for the Design of Mathematics Curricula: Promoting Language and Content Development*.

---

### Cross-Curricular Teaching Practices\*

Students use many of the same skills and strategies in mathematics as they do in English language arts. Making explicit connections between strategies across content areas strengthens students' cognitive processes. To make these connections, educators should point out when a vocabulary word, skill, or strategy has a dual purpose across content areas and model these connections during instruction. One way to model cross-curricular connections is to be intentional when selecting read-alouds. For example, strategies used to make sense of complex language in a mathematical word problem are similar to the strategies used when reading informational text. Activating background knowledge supports student reading comprehension and mathematical reasoning. Students may activate background knowledge about a topic within a mathematical task the same way they would activate background knowledge while reading text. Learning explicit and systematic strategies for receiving and providing feedback benefits students across content areas. For example, providing feedback to justify a strategy used for solving a mathematical problem is similar to providing peer feedback for revisions during writing.

---

### Mathematical Representations and Manipulatives

Instruction at all grade levels should incorporate the progressive use of concrete manipulatives, representational models, and abstract symbols. Visual representations of the mathematics are critical in optimizing mathematical learning. Much of traditional mathematics instruction focuses on computation and students' ability to apply procedures quickly and accurately. According to NCTM, procedural fluency includes the ability to apply, build, modify, and select procedures based upon the problem being solved. This definition of procedural fluency pushes the bounds of traditional mathematics instruction, as it requires foundational knowledge of concepts, reasoning strategies, properties of numbers and operations, and problem-solving methods. The rigor of the state standards includes balancing conceptual understanding, procedural fluency, and problem solving.

---

### Mathematically Productive Instructional Routines

Instructional routines are short (5–15 minutes) learning activities that teachers and students engage in together on a regular basis so that the activity becomes routine. They have a regular structure for interaction among teachers and students, and can be used across content and grade levels for a variety of instructional objectives.

*Mathematically productive* instructional routines make students' mathematical thinking visible and require teachers to pay attention to, build on, and respond to student thinking. Using such routines frequently can support the development of a classroom culture in which sense-making is at the heart of all activity, and mistakes are expected, respected, and inspected.

---

### Number Talks

Number Talks are an example of a mathematically productive instructional routine that can support the development of a classroom culture in which students feel encouraged to share their thinking, and teachers become skilled at listening to their students' thinking. This short mental mathematics routine can be used daily with any curricular materials to promote number fluency as well as develop conceptual understanding of numbers and operations.

In a number talk, students have the opportunity to share their thinking and learn from fellow students about multiple ways of using number relationships and structures, and visual models to perform mental computations. With number talks, teachers must listen to and represent student thinking, which not only provides them with information for determining next steps, but also deepens the teacher's own understanding of mathematics. Number talks are the best pedagogical method for developing number sense and helping students see the flexible and conceptual nature of mathematics (Boaler, 2015).

In their recent book, *Making Number Talks Matter*, Number Talks pioneers and researchers Cathy Humphreys and Ruth Parker claim:

Number Talks help students become confident mathematical thinkers more effectively than any single instructional practice we have ever used.... With Number Talks, students start to believe in themselves mathematically. They become more willing to persevere when solving complex problems. They become more confident when they realize that they have ideas worth listening to. And when students feel this way, the culture of a class can be transformed.

Jo Boaler, Stanford University mathematics education professor, provides educators and parents with a 15-minute [video about Number Talks](#) that gives a full description of the practice and shares examples to help schools get started with Number Talks in every classroom.



## References

- Boaler, J. (2015). *Mathematical Mindsets: Unleashing Students' Potential Through Creative Math, Inspiring Messages and Innovative Teaching*. John Wiley & Sons.
- Hiebert, J., & Morris, A. K. (2012). Teaching, rather than teachers, as a path toward improving classroom instruction. *Journal of Teacher Education*, 63(2), 92–102.
- Lampert, M., Beasley, H., Ghouseini, H., Kazemi, E., & Franke, M. (2010). Using designed instructional activities to enable novices to manage ambitious mathematics teaching. In *Instructional explanations in the disciplines* (pp. 129–141). Springer US.
- Humphreys, C., & Parker, R. (2015). *Making Number Talks Matter: Developing Mathematical Practices and Deepening Understanding, Grades 4–10*. Stenhouse Publishers.

---

## Games

Mathematics games may be used for extended learning time to support instruction and to help students meet the state standards. Some research has found that game-based learning is an effective way to enhance motivation and performance.

Choosing which game to play depends on the instructional goal and learning target. Games can be used both for instruction and practice. Games may also give students the opportunity to apply new learning. Games may not be appropriate in all situations, and are more effective if they are embedded in instruction and include debriefing and feedback. Also, games should be used as adjuncts and aids, not as stand-alone instruction.

---

## Technology

When used strategically, technology can provide students with greater access to conceptual understanding and procedural fluency. Technology can provide students with additional representations of mathematical ideas, allow inquiry-based exploration, reinforce procedural learning and fluency, and provide efficient screening and diagnostic assessment data. Teachers must monitor student progress and adjust instruction based on formative assessment in all formats. Technology is a tool, not an intervention in and of itself. Technology alone cannot replace effective teaching or intervention activities. It must be a balanced supplement, especially with students who struggle with self-regulation and efficacy. Online mathematics programs, whether purchased or Open Educational Resources, should be aligned with the Washington State K–12 Learning Standards for Mathematics, adequately scaffold learning, and provide a variety of rich and rigorous tasks.



---

## MATH SMARTER BALANCED ASSESSMENT, LAP ELIGIBILITY, AND LAP STUDENT DATA REPORTING

Students in grades 3–8 and 11 take the Smarter Balanced Summative Assessments aligned to the Washington State K–12 Learning Standards for Mathematics. The state summative assessments determine students’ progress toward college and career readiness in mathematics. These summative assessments consist of two parts: a computer adaptive test and a performance task.

The assessment places emphasis not only on the content at each grade level, but the Standards for Mathematical Practice. These learning outcomes are organized around four assessment claims and represent the mathematics content and skills that support students to be college- and career-ready.

The evidence of students’ progress toward college and career readiness is provided by student performance on the items and tasks in the four assessment categories, referred to as claims: Concepts and Procedures, Problem Solving, Communicating Reasoning, and Modeling and Data Analysis. OSPI has developed a [5–video series on the Smarter Balanced mathematics claims](#) that gives an overview of what a claim is and provides further insight into each of the four claims.

**Claim 1 – Concepts and Procedures:** Students can explain and apply mathematical concepts and carry out mathematical procedures with precision and fluency. (Associated Standards for Mathematical Practice: 5, 6, 7, 8)

In developing conceptual understanding and procedural fluency, students need to be aware of how concepts link together and why mathematical procedures work in the way that they do. Concepts should be built on students’ prior knowledge, and students should have the opportunity to make connections between concrete and abstract representations. Students should be able to carry out procedures, describe concepts, and communicate results. The mathematical tools that are appropriate for a particular grade level should be used strategically.

Examples of developing concepts and procedures in students can be found at [www.teachingchannel.org/videos/kindergarten-counting-cardinality-lesson](http://www.teachingchannel.org/videos/kindergarten-counting-cardinality-lesson).

To see other examples, visit [youcubed.org/category/teaching-ideas/growing-mindset](http://youcubed.org/category/teaching-ideas/growing-mindset).

**Claim 2 – Problem Solving:** Students can solve a range of well-posed problems in pure and applied mathematics, making productive use of knowledge and problem-solving strategies. (Associated Standards for Mathematical Practice: 1, 5, 7, 8)

Problem solving sits at the core of *doing* mathematics. Students who are proficient problem solvers start by explaining the meaning of the problem to themselves and then look for an entry point. Students construct their own pathway through flexible thinking and the use of a variety of strategies, rather than having to follow a provided path to solve a problem. They use tools strategically and evaluate the reasonableness of their answers.

An example of high school students engaging in problem solving can be found at [www.illustrativemathematics.org/MP1](http://www.illustrativemathematics.org/MP1).

**Claim 3 – Communicating Reasoning:** Students clearly and precisely construct viable arguments to support their own reasoning and to critique the reasoning of others (Associated Standards for Mathematical Practice: 3, 6).

The content and practice standards often describe opportunities for students to construct and present a clear, logical, convincing argument. Students should have the ability to analyze a provided explanation, identify any flaws in the explanation, and then present, if needed, a logical sequence of proof or a complete, correct argument. Rigor in reasoning is about the precision and logical progression of an argument. Communicating in precise language and symbols increases the strength of the argument.

An example of students communicating reasoning through discourse can be found at [vimeo.com/66204397](https://vimeo.com/66204397).

**Claim 4 – Modeling and Data Analysis:** Students can analyze complex, real-world scenarios and can construct and use mathematical models to interpret and solve problems. (Associated Standards for Mathematical Practice: 2, 4, 5)

Real-world problems do not come neatly packaged. They often are complex and contain too little or too much information. Students often have to model the problem to better understand how to solve it. As students use this abstract model to work through a solution, they must interpret the results and check for reasonableness in the context of the original problem.

An example of a Claim 4 mathematical task can be found at <https://www.illustrativemathematics.org/4>.

These claims reflect the range of mathematical proficiencies students should develop and exhibit.

The **Smarter Balanced Assessment System** consists of three major components: formative assessments, interim assessments, and summative assessments. This complete system consists of resources to support student learning, check student progress, and measure student achievement in grades 3–8 and high school. The summative assessment is a computer adaptive

test, meaning the questions a student receives are dependent upon a student's correct or incorrect answers to previous questions. Adaptive tests are tailored to each student individually; they provide scores that are more accurate than fixed-form tests, and identify student mastery of skills.

The Smarter Balanced Assessment Consortium consists of multiple states working together to create and submit resources and to develop assessments. Over 4,700 educators across the consortium have developed and reviewed test items, established achievement levels, and contributed resources to the Digital Library.

The [Digital Library](#) provides educators with high-quality instructional and professional learning resources that are aligned to the Washington State K–12 Learning Standards for Mathematics. These resources were created by educators for educators and can help guide implementation of formative assessment processes in the classroom.

Practice and training tests for the Smarter Balanced assessment are available online. The [Smarter Balanced Practice and Training Tests](#) are for students and educators as they prepare for the Smarter Balanced assessment. Interim assessments are for students and can be taken at various intervals throughout the year. Interim assessments are administered by educators through the [Washington Comprehensive Assessment Program portal](#).

Practitioners interested in participating in the work of the Smarter Balanced Assessment Consortium with other Washington state educators, are encouraged to sign up for mathematics assessment updates at [OSPI Email Updates](#).

---

#### Multiple Measures of Assessment for LAP

Students are identified as being eligible for LAP based on multiple measures or assessments. As identified earlier in the MTSS section of this report, establishing data-based, decision-making protocols using a comprehensive system for assessment is important to identify and monitor students who need supplemental supports/services. The comprehensive system should include universal screening for all students, diagnostic assessments for students who are identified as potentially at-risk, formative assessment processes, and progress monitoring.

Washington is a local-control state and does not make recommendations on which assessments schools and districts should use to honor the needs and expectations in a comprehensive assessment system. Among others, the following assessment tools and resources are available to support districts and schools as they select assessments to support decision-making processes:

- **Universal Screening:** The National Center on Response to Intervention provides a [Screening Tools Chart](#).

- **Diagnostic Assessments:** The Education Resources Information Center (ERIC) and the Institute of Education Sciences provide reviews of diagnostic assessments, such as KeyMath–3 and KeyMath Revised.
- **Formative Assessment Processes:** Smarter Balanced provides access to the Digital Library for educators in member states.
- **Progress Monitoring:** The National Center on Intensive Intervention at American Institutes for Research’s provides an Academic progress monitoring (general outcomes measures) tool chart.

---

#### Smarter Balanced Assessment: LAP Student Eligibility and LAP Student Data Reporting

Districts/schools are not required to use the Smarter Balanced assessment system to determine student eligibility for LAP or to monitor student growth. If a district elects to use the Smarter Balanced assessment system for LAP student data reporting, the assessments can serve as one of the multiple measures to determine eligibility. However, when reporting academic growth for progress monitoring, OSPI only recommends using the summative assessment to derive growth. Specifically, OSPI recommends districts use the score earned from the spring of one year to the spring of the following year.

The Smarter Balanced summative assessment is an option to monitor student growth for three reasons:

1. The *vertical scale* of the summative assessment allows for the determination of absolute growth from year to year.
2. The three months of *non-instructional time* is equivalent for students across districts and schools.
3. This method could *potentially* capture growth acquired during *summertime interventions*.

If Smarter Balanced interim assessments are used, certain considerations must be understood:

1. The interim assessments are currently fixed-form assessments, i.e., students see the same items in the same order each time they take the interim assessment. Development is ongoing that will eventually make the interim assessments adaptive, like the summative assessment, but that will not occur until the 2017–18 school year at the earliest.
2. The interims come in two flavors: interim assessment blocks (IABs) and interim comprehensive assessment (ICAs). The IABs focus on specific content such as fractions,

volume, and geometry; the ICAs samples content from an entire year, or three years in the case of the high school ICA.

3. Certain IABs and all of the ICAs require teacher hand scoring, done at the local level, prior to scores being available. Between two and five questions, based on the grade level and test, must be teacher hand scored. Training to score a question can take one to two hours, and actually scoring student answers to the question may take from a few seconds to a couple minutes per student.
4. Each administration of an IAB or ICA only provides a single test score. Both a pre- and post-test score are necessary to measure growth.
5. The ICAs provide the same level of data as the summative test: scale score, error band, claim levels, etc. The IABs, however, use a three-level classification system to report student data: Above Standard, At/Near Standard, and Below Standard. This reporting may not provide enough detail needed to make determinations about student growth.

## References

- National Governors Association Center for Best Practices, Council of Chief State School Officers. (2010). *Common core state standards for mathematics*. Washington, D.C.: National Governors Association Center for Best Practices, Council of Chief State School Officers.
- Smarter Balanced Assessment Consortium. (2015). *Content specifications for the summative assessment of the common core state standards for mathematics*. Los Angeles: Smarter Balanced Assessment Consortium.

## Mathematics Menu

### OVERVIEW

The expert panel worked together with the Washington State Institute for Public Policy (WSIPP) to develop a comprehensive menu of best practices and strategies based on the most current evidence and rigorous research available. Panelists used the following WSIPP definitions for evidence-based, research-based, and promising practices.

#### *Evidence-based*

A program or practice that has been tested in heterogeneous or intended populations with multiple randomized or statistically controlled evaluations or both; or one large multiple site randomized or statistically controlled evaluation, or both, where the weight of the evidence from a systemic review demonstrates sustained improvements in at least one outcome. Evidence-based also means a program or practice that can be implemented with a set of procedures to allow successful replication in Washington and, when possible, is determined to be cost-beneficial.

#### *Research-based*

A program or practice that has been tested with a single randomized or statistically controlled evaluation or both, demonstrating sustained desirable outcomes; or where the weight of the evidence from a systemic review supports sustained outcomes [. . .] but does not meet the full criteria for evidence-based.

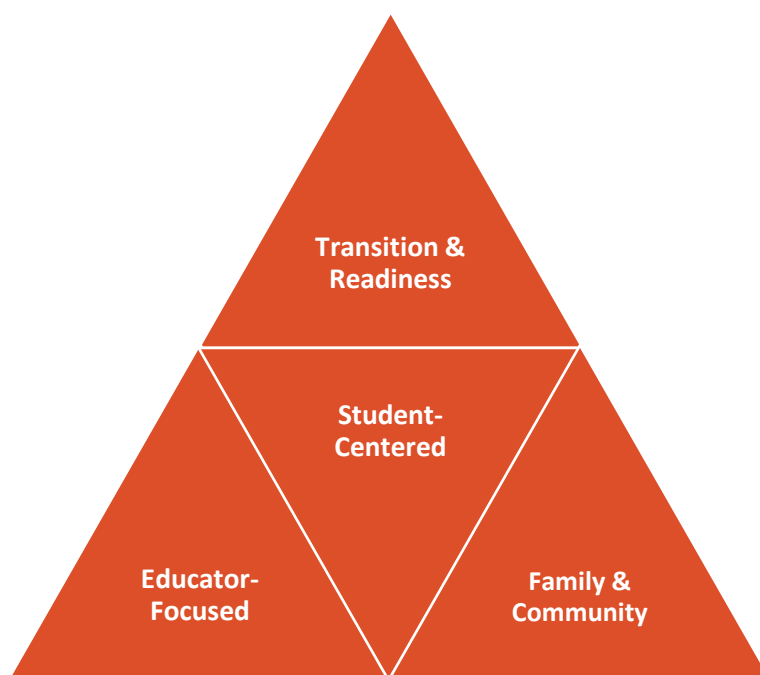
#### *Promising*

A practice that, based on statistical analyses or a well-established theory of change, shows potential for meeting the evidence-based or research-based criteria.

The mathematics menu lists instructional practices and strategies that have been shown to support mathematics improvement for students who have not yet met academic benchmarks. It is important to note that the work of the expert panel was to identify proven general practices and strategies, not specifically branded programs that might include those practices. Districts considering adoption of programs or curriculum are encouraged to review the materials for alignment to the Washington State K–12 Learning Standards and the best practices and strategies outlined in this menu. Schools are also encouraged to use the **IMET** and **EQUIP** rubrics to vet alignment of the LAP instructional materials to the Washington State K–12 Learning Standards. Any chosen program or curriculum should be evaluated on an ongoing basis to ensure it effectively impacts student achievement.

### Menu Organization

The menus have been organized into four broad categories of interventions. Student-centered practices and strategies are those which directly involve the student, like tutoring or double dosing. Transition and readiness practices and strategies are designed to get students ready to learn, transition from middle to high school, or graduate from high school. Educator-focused practices and strategies include activities like targeted professional learning and instructional coaches. Family and community partnerships include activities like mentoring or family engagement at school.



---

 MATHEMATICS MENU AT A GLANCE

Student-Centered Practices and Strategies	
Double Dosing	<i>Evidence-based</i>
Summer School/Programs	<i>Evidence-based</i>
Tutoring by an Adult	<i>Evidence-based</i>
Tutoring by a Peer	<i>Research-based</i>
Educator-Focused Practices and Strategies	
Consultant Teacher/Instructional Coaches	<i>Evidence-based</i>
Professional Learning Communities	<i>Promising</i>
Targeted Professional Learning	<i>Evidence-based</i>
Transition and Readiness Practices and Strategies	
Credit Retrieval and Mastery of High School Standards	<i>Promising</i>
Grade 8-High School Transitions**	<i>Promising</i>
Kindergarten Transitions*	<i>Promising</i>
Family and Community Practices and Strategies	
Family Engagement**	<i>Research-based</i>
Community-Based Student Mentors	<i>Research-based</i>

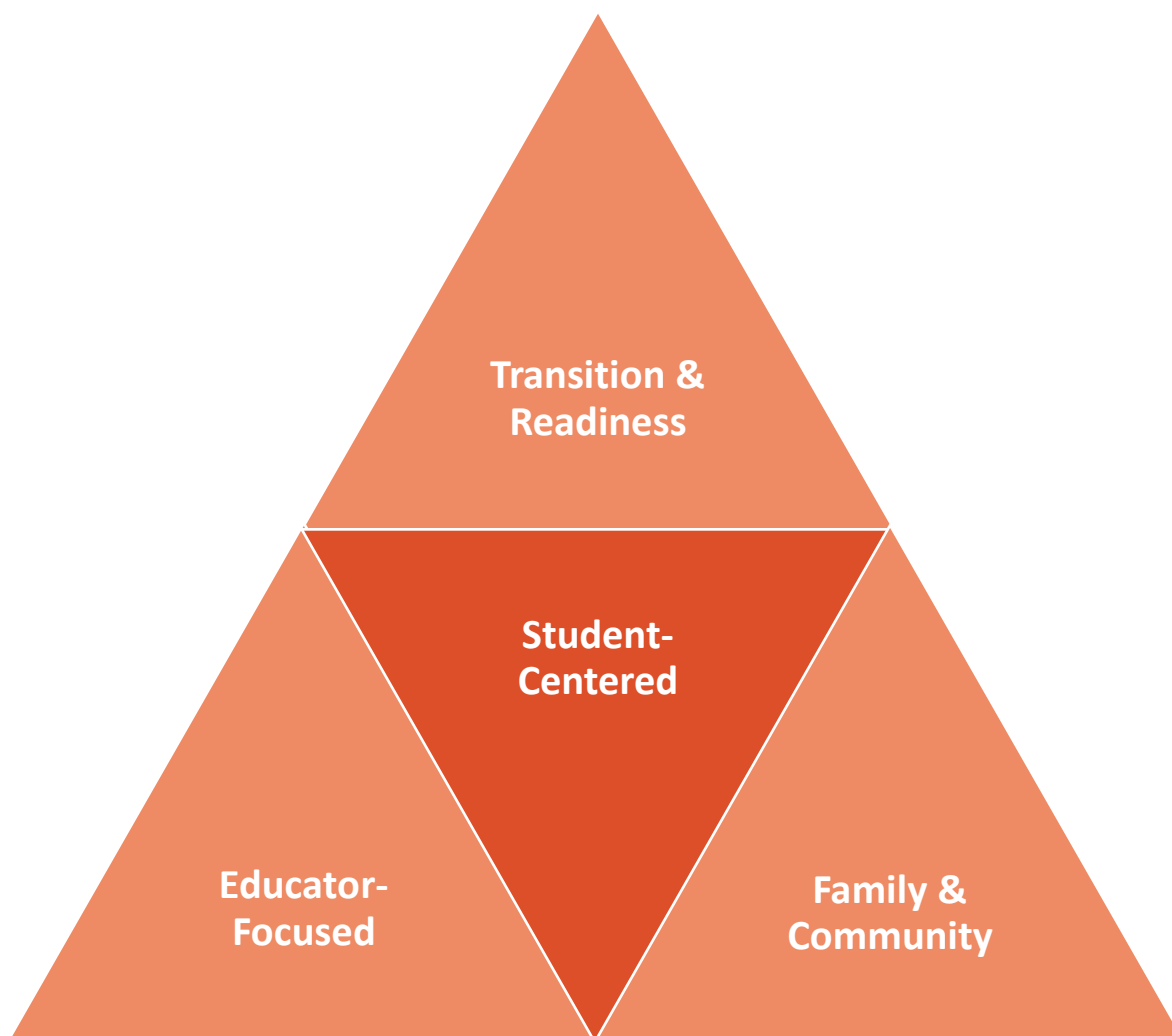
\* New Entry

\*\* Updated Entry



---

STUDENT-CENTERED PRACTICES AND STRATEGIES



### Double Dosing

Double dosing is evidence-based. Double dosing provides additional time during the school day for targeted mathematics intervention with a certified teacher. The intervention is closely aligned with the students' identified mathematical learning needs and the grade-level standards as they are being taught in the student's core instruction. In elementary schools, double dosing often occurs in a pull-out program or in lieu of other content time three to five days a week, while in middle school and high school, double dosing occurs during a designated class period five days a week. The content focus of double dosing is most effective as the result of ongoing communication between the core classroom content teacher and the intervention specialist. All students in double dosing programs must participate in core instruction.

### Practice Possibilities—Ideas to Consider When Planning

- Identify the mathematical ideas grounded in conceptual understanding and mathematical skills that are needed for students to learn the foundational mathematics. Instruction and materials must provide opportunities to build conceptual understanding and mathematical ideas, application to real-world situations, and to build procedural skills and fluency. Review data regularly to ensure the materials are aligned to core instruction, to the Washington State Learning Standards and instructional strategies.
- Focus instruction on pre-teaching aligned to core instruction, conceptual understanding, and skills to support grade-level standards.
- Establish mathematical goals to focus learning and implement tasks that promote reasoning and problem solving. Provide students access to multi-step, rigorous tasks that align to core instruction.
- Create an additional instructional block in the master schedule for targeted interventions, learning opportunities that deepen the students' understanding of the mathematical concepts, and practice of the concepts and skills where gaps are identified. Weekly or bi-weekly, educators identify students who need targeted interventions. The educator who had the most success with students on a particular mathematics skill will provide re-teaching for the students most at need, thus pairing the most skilled educator with the students most at-risk.
- Provide collaboration time and ongoing professional learning in mathematics instruction for educators who teach during the double dosing opportunities. Collaboration time should focus on aligning the intervention with the objectives of core instruction. Ongoing training and support is necessary for educators who are working with students to increase academic growth with mathematical concepts and skills.

- Pair computer-assisted skill building programs with educator support for students to provide practice, to monitor student progress, and to communicate student progress with families. Computer-assisted skill building programs should target specific gaps in mathematical concepts and skills and should be used to support mathematical ideas and skills already taught.

#### Demographic Considerations—Student Factors to Consider When Planning

- Students who are just below grade level proficiency experience the greatest positive impact.
- Students who are significantly below grade level may require a more intensive intervention.
- English learners benefit when instruction is in their home/primary language whenever feasible and is focused on building academic language.
- English learners may not have background knowledge to understand scenarios described in some story problems. Find ways to connect mathematics to students' funds of knowledge.

#### Strategies for Implementation—Success Factors to Consider When Planning

- Align the double dose intervention tightly to the core instruction, and enhance the core instruction by providing problems and tasks that are similar but not identical to what students receive in their core class.
- Establish clear mathematics goals and learning targets.
- Provide consistent, predictable structures and routines.
- Design mathematics instruction based on achievement data and progress monitoring to meet individual student needs.
- Use games and play in early learning to strengthen mathematics skills and keep students engaged. Engage older students in rich mathematical tasks to promote mathematical reasoning and strengthen mathematical skills at all educational levels.
- Provide opportunities for academic discourse to honor how each student reasons with mathematics.
- Design mathematics instruction that allows time for students' to reason through problems, to show and/or explain their thinking, opportunities to practice what they have learned, and provides specific, individualized feedback to students.
- Portray double dosing as an opportunity for success by creating an environment where students can exercise choice in their selection of relevant mathematical problems, and

engage socially with others in learning meaningful mathematics through productive struggle and a growth mindset.

- Consider scheduling the double dose intervention before the core class so that educators can pre-teach the concepts and skills students will encounter in their core class and to ensure that the double dose intervention does not become homework help time.
- Limit the use of and do not rely too heavily on online or computer-based, skill-only programs.
- Select educators to teach double dose intervention who believe that students can be successful in mathematics, who work closely with the core instructional educators, and who have deep pedagogical content knowledge.

#### Resources—Tools for Planning

- OSPI: [Academic Language Toolkit](#)
- [Advancement Via Individual Determination \(AVID\)](#)
- Center on Response to Intervention: [Essential components of RTI](#)

#### Supporting Research

As research around mathematical course-taking emerges, double dosing is a strategy used often in secondary schools to provide support to students who have not yet met grade-level standards in mathematics. Double dosing is often used with Algebra I classes, where students take an extra period of mathematics to support the regular algebra course. Across the United States, several different formats for double dosing exist. Typically, the core mathematics course is heterogeneous, and the double dose course occurs in a variety of formats. It can be prior to or after the regular course or during a different period of the day. The double dose intervention may be taught by the same or a different instructor (Kratofil, 2014).

The strongest impact of the double dose algebra intervention was for students that were just below grade level proficiency rather than students with the most severe gaps in mathematics. While the impact of intervention may not result in necessarily lower rates of failing for algebra, evidence exists that points to students who had a double dose saw an impact on future course-taking and improved graduation rates and standardized test scores. This seems to be especially true if the intervention infuses supporting conceptual development with an emphasis on academic discourse along with skills development (Cortes et al., 2014).

Success with extended-learning time depends on how effectively the time is used and is dependent on quality of the mathematics instruction students receive during the existing regular classroom time and during the double dose intervention.

## References

- Chung-Hung, L., Zhi-Feng Liu, E., Yu-Liang, C., Pey-Yan, L., Maiga, C., Cheng-Hong, W., & Shyan-Ming, Y. (2013). *Game-based remedial instruction in mastery learning for upper primary school students*. *Journal of Educational Technology & Society*, 16(2), 271–281.
- Cortes, K. E., Goodman, J., & Nomi, T. (2014). Intensive math instruction and educational attainment: Long-run impacts of double-dose algebra. *National Bureau of Economic Research*, 50(1), 108–159.
- Kratofil, M. D. (2014). *A case study of a “double-dose” mathematics intervention* (Doctoral dissertation, Northeastern University Boston).
- McCombs, J. S., Augustine, C., Schwartz, H., Bodilly, S., McInnis, B., Lichter, D., Cross, A. B. (2011). *Making summer count: How summer programs can boost children's learning*. Santa Monica, CA: RAND.

---

### Summer School/Programs

Summer school/programs are evidence-based. Summer programs extend the school year into the summer months and provide enriching opportunities to develop mathematics skills. Summer programs are effective in increasing achievement when aligned to the regular school year curriculum and maintain smaller class sizes. An academic summer program has the potential to minimize learning loss and result in achievement gains.

### Practice Possibilities—Ideas to Consider When Planning

- Infuse growth mindset messages and activities throughout the program.
- Provide for an engaging program that has an equal focus on conceptual understanding, procedural skills and fluency, and application of the mathematics to real world situations.
- Provide opportunities for experiential learning, including outdoor education, where mathematics concepts and skills are meaningfully integrated within the learning experience.
- Create a ‘summer culture’ that promotes a sense of community by providing opportunities for students to work together to solve challenging mathematical tasks and problems which helps to build long-lasting social connections among participants.
- Align instruction to support the critical areas of focus that will be addressed in the upcoming year to provide students with an exposure to the core mathematical ideas and concepts.
- Align instruction to support gaps in a student’s understanding of mathematical concepts and/or skills.
- Partner with local businesses and organizations to build awareness of STEM career possibilities and connections to mathematics in their work.

### Demographic Considerations—Student Factors to Consider When Planning

- Smaller class sizes during summer programs (20 or fewer students) are more effective in producing achievement gains.
- Migratory families may benefit from full day summer programs to help with child care; high school migrant students may benefit from early evening courses that do not conflict with work schedules.
- Provide resources for students in poverty to attend and fully participate in summer programs, including transportation to and from the site.

- Consider creating partnerships with organizations and summer programs such as 21<sup>st</sup> Century, STEM programs, bilingual programs, or migrant education programs.

Strategies for Implementation—Success Factors to Consider When Planning

- Align summer instruction to the regular school-year curriculum and the Washington State Learning Standards.
- Design curriculum that is relevant, interactive, and hands-on so that students stay engaged.
- Keep student/staff ratios small and support targeted interventions for students who have not yet met grade-level standards.
- Build and maintain parent outreach, support for student learning, and buy-in. Actively involve parents and encourage participation, communication, and collaboration.
- Allow for a sufficient duration of instruction and activities (80–360 hours is recommended) to help mitigate summer learning loss.
- Familiarize teachers and/or trained professionals with the students’ academic program needs.
- Provide professional learning to teachers and/or trained professionals to improve the quality and consistency of instruction in supporting best practices in mathematics instruction.
- Provide summer school opportunities over multiple summers.
- Provide teachers and/or trained professionals with professional learning that aligns with high leverage teaching practices and builds educator content knowledge in mathematics.
- Provide differentiated instruction. Instruction should be adapted to small group and individual needs.
- Partner with district food service and/or child nutrition providers to provide healthy snacks.
- Partner with transportation services to provide transportation to and from summer programs.
- Limit the use of and do not rely too heavily on online or computer-based, skill-only programs. Summer learning experiences should be multi-faceted.
- Evaluate programs to ensure the summer program is effective at improving and sustaining student outcomes.

## Resources—Tools for Planning

- Student Achievement Partners: [Mathematics—Focus by Grade Level](#)
- Charles A. Dana Center: [Summer-Start Academic Youth Development](#)
- Educational Service District 105: [Mathematicians Club](#)
- [Illustrative Mathematics](#)
- NCTM: [Illuminations](#)
- American Institutes for Research: [After-School Toolkit](#)
- Institute of Education Sciences: [Structuring Out-of-School Time to Improve Academic Achievement](#)

## Supporting Research

Both mandatory and voluntary academic summer programs have been shown to be effective, especially for mathematics (McCombs et al., 2011). Research shows that smaller class sizes (20 or fewer students) for summer programs are more effective in producing achievement gains, and instructional quality is directly related to improved achievement (Biddle, 2014). Summer instruction should be aligned to the regular school-year curriculum. McCombs et al. state:

This content alignment can take two forms. First, the content of summer programs might be aligned with that of the prior grade to provide remediation on core concepts that students have failed to master. Second, the content could align to the upcoming school year so that students have previewed core concepts and have a head start toward mastery (p. 33).

Summer programs must be engaging and focus on mathematical reasoning with grade-level content. Instruction must predominantly focus on learning through innovative instruction that supports conceptual understanding of mathematical ideas and deepens students' understanding of these ideas to support growth (McCombs et al., 2011, p. 33). Summer programs should also involve parents and be of sufficient duration. Programs should be a minimum of 80 hours of instruction and may be as long as 360 hours (McCombs et al., 2011).

## References

- Biddle, B. J., & Berliner, D. C. (2014). Small class size and its effects. *Schools and Society: A Sociological Approach to Education: A Sociological Approach to Education*, 76.
- Cooper, H., Charlton, K., Valentine, J. C., Muhlenbruck, L., & Borman, G. D. (2000). Making the most of summer school: A meta-analytic and narrative review. *Monographs of the society for research in child development*, i–127.



Hidden Curriculum (2015). *The glossary of education reform*.

McCombs, J. S., Augustine, C., Schwartz, H., Bodilly, S., McInnis, B., Lichter, D., Cross, A. B.  
(2011). *Making summer count: How summer programs can boost children's learning*.  
Santa Monica, CA: RAND Corporation.

### Tutoring by an Adult

Quality adult tutoring practices range from evidence-based to research-based depending on the structure of the intervention. Adult tutors, when they receive specialized professional learning in mathematics instruction, are a strong supplement to a comprehensive mathematics program. Carefully selected adult tutors include teachers, intervention specialists, paraeducators, other classified personnel, and volunteers. Tutors can provide targeted one-on-one or small group instruction to meet the specific needs of students. All of these adult tutors should receive specialized professional learning in mathematics instruction and the mathematical content, concepts, and math skills they are meant to support.

### Practice Possibilities—Ideas to Consider When Planning

- Tutoring may be implemented via a push-in model, wherein intervention is provided by an adult tutor within the classroom.
- Target specific concepts and skills; those concepts and skills should be the ones identified by reliable, ongoing assessment data as areas of needed growth for students.
- Tutoring may be implemented via a pull-out model, wherein the student is removed from non-core classes in order to receive extra support or instruction. All students must have access to core instruction; therefore, all pull-out tutoring models must be provided outside core instructional time.

### Demographic Considerations—Student Factors to Consider When Planning

- At-risk students or students with learning disabilities benefit from adult tutoring, especially when the adult tutor receives extra training, targeted materials, and when the intervention is intensive.
- English learners would benefit from adults who speak their primary language.

### Strategies for Implementation—Success Factors to Consider When Planning

- Align to core grade-level classroom instruction and never replace core instruction.
- Include clear guidance and professional learning for the tutor, with training centered on best practices in mathematics instruction and understanding of the mathematics content and strategies to support learning of the content.
- Engage tutor and tutee in rich mathematical tasks, and use the standards for mathematical practice (problem solving, reasoning, and discourse) to guide interactions, as opposed to being primarily skill-based.
- Be purposeful and intentional in the development of adult tutoring procedures and processes. Having clear and consistent communication with the teacher, and available resources such as written lesson plans, sample scripts, pre-generated guiding questions,

etc., will increase the likelihood that students who require more intensive mathematics instruction will develop proficiency.

- Design and implement a program where knowledge is constructed from the integration of previously learned and newly acquired concepts and skills.
- Computer assisted learning programs can be paired with adult tutoring models but should not replace adult tutoring interventions.
- Ensure opportunities for collaboration and ongoing communication with the classroom teacher and program administrator to support short-term and long-term improvement. A continuation of communication should extend to each stakeholder in the individual child's education, including the parents/guardians.
- Using one-on-one tutoring and small-group tutoring (3–6 students) has positive effects on student achievement when shorter sessions are implemented 3–4 times per week.
- Tutoring by an external provider with limited connections to core classroom instruction is not recommended.

#### Resources—Tools for Planning

- PBS: [When to Get a Math Tutor for Your Child](#)
- National Education Association: [Evaluation of the Cleveland Scholarship and Tutoring Program 1998–2002](#)

#### Supporting Research

In WSIPP's inventory of evidence-based and research-based practices, Bania et al. (2014) found one-on-one tutoring by an adult in a structured tutoring program to be evidence-based with a 75 percent chance that benefits will exceed costs. This benefit-cost percentage indicates that the benefits to anticipated future economic measures for the taxpayers of Washington state outweigh the costs of implementing a structured one-on-one tutoring program. See [WSIPP's technical documentation](#) about their benefit-cost methodology for a more thorough discussion of their benefit-cost determinations.

Results indicated small-group instruction is effective for at-risk students and students with learning disabilities. Lou et al. (1996) determined that small-group instruction was most effective when groups consisted of three to four students. Elbaum et al. (1999) found that small groups outperformed students in 23 whole-class instruction settings by 1.5 standard deviations.

Ellis' research (2014) provided empirical evidence that a significant relationship exists between the intervention of small-group tutoring and students' mathematics achievement scores. Results for the correlations showed significant, positive differences in achievement scores for

students in the experimental group who received the treatment of small group tutoring as compared to students in the control group who did not receive the treatment.

Research regarding push-in and pull-out tutoring models has been done extensively for English language arts and reading interventions; lessons from this research should be considered for mathematics tutoring. Push-in tutoring generally is implemented in one of two ways. In one approach, the tutor works with an individual or a group of students within the core class to provide additional help and instruction on the teacher's lesson given to the whole class. In another common model, as documented by Shanahan (2008), the tutor provides intensive re-teaching of targeted lessons during the core class. If the push-in model of tutoring is implemented, Shanahan (2008) states it must be targeted, based on student learning data, and aligned carefully to curriculum used by the classroom teacher. The pull-out model should never replace core instruction. Shanahan (2008) found with the pull-out model of tutoring, careful planning, and communication between classroom teacher and tutor are key to the effectiveness of the intervention. Allington (1994), Davis and Wilson (1999), and Dawson (2014) found a lack of coordination and communication between teacher and tutor to be a common weakness of both the push-in and pull-out models.

### References

- Allington, R.L. (1994). What's special about special programs for children who find learning to read difficult? *Journal of Reading Behavior*, 26(1), 95–115.
- Bania, N., Kay, N., Aos, S., & Pennucci, A. (2014). *Outcome evaluation of Washington State's Early Childhood Education and Assistance Program*, (Document No. 14–12–2201). Olympia: Washington State Institute for Public Policy.
- Davis, M.M., & Wilson, E.K. (1999). A Title I teacher's beliefs, decision-making, and instruction at the third and seventh grade levels. *Reading Research and Instruction*, 38(4), 289–300.
- Dawson, S. M. (2014). Pull-out or push-in service delivery model: Conducive to students or teachers? (Master's thesis, St. John Fischer College, Rochester, New York).
- Elbaum, B., Vaughn, S., Hughes, M., & Moody, S. W. (1999). Grouping practices and reading outcomes for students with disabilities. *Exceptional children*, 65(3), 399.
- Ellis, J. H. (2014). The relationship between small group tutoring and student achievement: A Response to Intervention strategy (Doctoral dissertation, Capella University).
- Gordon, E. E., Morgan, R. R., O'Malley, C. J., & Ponticell, J. (2006). *The tutoring revolution: Applying research for best practices, policy implications, and student achievement*. Rowman & Littlefield Education. Blue Ridge Summit, PA.

- Lou, Y., Abrami, P. C., Spence, J. C., Poulsen, C., Chambers, B., & d'Apollonia, S. (1996). Within-class grouping: A meta-analysis. *Review of Educational Research*, 66(4), 423–458.
- Shanahan, T. (2008). **Implications of RTI for the reading teacher**. *Response to intervention: A framework for reading educators*, 105–122.

---

### Tutoring by a Peer

Peer tutoring is a research-based practice. It is a term that has been used to describe a wide array of tutoring arrangements, but most of the research on its success refers to students working in pairs to help one another learn material or practice academic tasks. Peer and cross-age tutoring are effective in developing both mathematical skills and concepts, while at the same time providing social benefits for tutors and the students they tutor. Peer and cross-age tutoring increase opportunities for immediate feedback and support during learning. Peer tutoring is more focused and intentional than peer collaboration or cooperative groups where students work together in small groups to solve mathematical problems. Reciprocal peer tutoring allows the tutor and tutee to alternate roles to increase learning. In reciprocal peer tutoring, students are partnered based on the goal of the activity. LAP funds can be used to support peer tutor training to establish routines and structures.

### Practice Possibilities—Ideas to Consider When Planning

- Peers can work together on rich mathematical problems (not solely skill-based problems), which supports increased mathematical understanding, social-emotional skills, and effective communication.
- Recruit volunteer site coordinators to work with educators to develop structured peer tutoring routines. Provide regular training for peer tutors and provide guidance by designing an easy to follow template for tutors.
- Develop a training manual and/or anchor posters about tutoring routines to provide guidance and support for peer tutors.
- Recruit volunteer peer tutors from high schools, local colleges, universities, and educator preparatory programs.

### Demographic Considerations—Student Factors to Consider When Planning

- Students selected as tutors will need training for success; therefore, this may work best with mid-elementary through high-school level students.
- Reciprocal tutoring may help with balance of power and social status among students.
- English learners may benefit from peer tutors who speak their primary language.
- Peer tutoring can be implemented in small group settings or whole class configurations.

### Strategies for Implementation—Success Factors to Consider When Planning

- Train educators to implement peer tutoring into teaching routines and structures.
- Train student tutors to model study skills, communication skills, work habits, questioning skills, and other helpful educational behaviors.

- Provide training to peer tutors in the practices of following directions, using prompting and reinforcement, and providing effective feedback.
- Teach tutors social behaviors that allow for an appropriate, effective learning interaction.
- Select topics for tutoring where a student needs extra practice and support based on which standards or clusters students have deficiencies.
- Engage tutor and tutee in rich mathematical tasks, and use the standards for mathematical practice (problem solving, reasoning, and discourse) to guide interactions, as opposed to being primarily skill-based.
- Develop peer tutors' strengths in content, skills, and cultural competencies.
- Incorporate a motivation system for students to use during peer tutoring time.
- Use heterogeneous groups to increase effectiveness in peer tutoring.

#### Resources—Tools for Planning

- Education Northwest: [Peer and Cross-Age Tutoring](#)
- The Teaching Channel: [ELL Peer-to-Peer Tutoring](#)
- Intervention Central: [Peer Tutoring in Math Computation with Constant Time Delay](#)

#### Supporting Research

Research shows that peer tutoring is widely supported because it improves learning for both the tutor and the student receiving the tutoring (Topping 2008). Hattie (2009) noted that peer tutoring has numerous “academic and social benefits for both those tutoring and those being tutored.” Peer tutoring is especially effective in improving peer relationships, personal development, and motivation (Topping, 2008). Students who have not yet met standard benefit from peer feedback and support in their computational abilities, and peer tutoring “holds promise as a means to enhance problem-solving abilities” (Baker, Gersten, and Lee, 2002).

In addition to one-on-one peer tutoring or cross-age peer tutoring in which the roles of tutor and tutee are static and defined by ability or age, reciprocal peer tutoring can also be used to increase learning time. Reciprocal peer tutoring is an intervention strategy where students alternate between the tutor and the tutee. Most importantly, when implementing reciprocal tutoring arrangements, administrators should combine organized structures and group-reward contingencies to experience positive results (Fantuzzo and Rohrbeck, 1992). The teacher who is monitoring the peer tutors should determine the selection of tutoring groups based on the goal of the activities.

Peer and cross-age tutoring, done effectively, can support students' learning, not only in mathematics but also in multiple academic and social-emotional areas.

## References

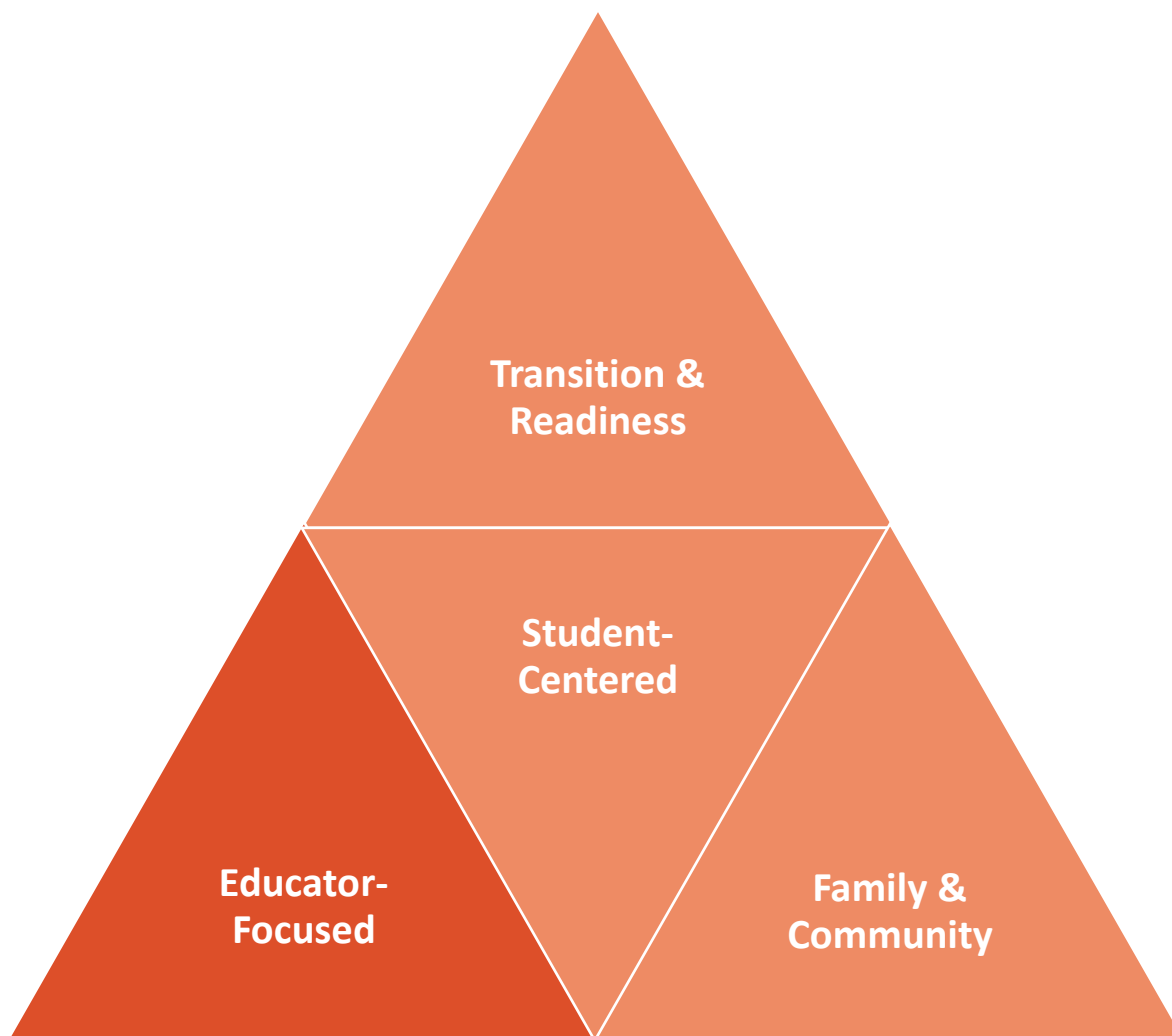
- Baker, S., Gersten, R., & Lee, D. (2002). **A synthesis of empirical research on teaching mathematics to low-achieving students**. *The Elementary School Journal*, 103(1), 51–73.
- Barley, Z. L., Laurer, P., Arens, S., Apthorp, H., Englert, K., Snow, D., Akiba, M. (2002). *Helping at-risk students meet standards: A synthesis of evidence-based practices*. Aurora, CO: Mid-continent Research for Education and Learning.
- Bixby, K. E., Gordon, E. E., Gozali-Lee, E., Akyea, S. G., & Nippolt, P. L. (Eds.). (2011). *Best practices for tutoring programs: A guide to quality*. St. Paul, MN: Saint Paul Public Schools Foundation.
- Cassellius, B. (2009). Using relationships, responsibility, and respect to get from "good to great" in Memphis middle schools. *Middle School Journal*, 37(5), 4–15.
- Center for Prevention Research and Development. (2009). **Background research: Tutoring programs**. Champaign, IL: Center for Prevention Research and Development, Institute of Government and Public Affairs, University of Illinois.
- Elbaum, B., Vaughn, S., & Hughes, M. (1999). Grouping practices and reading outcomes for students with disabilities. *Exceptional Children*, 65(3), 399–415.
- Ellis, J. H. (2014). *The relationship between small group tutoring and student achievement: A Response to Intervention strategy* (Doctoral dissertation, Capella University).
- Fantuzzo, J. W., King, J. A., Heller, L. R., & Levin, J. R. (ed.). (1992). Effects of reciprocal peer tutoring on mathematics and school adjustment: A component analysis. *Journal of Educational Psychology*, 84(3), 331–339.
- Fantuzzo, J. W., & Rohrbeck, C. A. (1992). Self-managed groups: Fitting self-management approaches into classroom systems. *School Psychology Review*, 21(2), 255–263.
- Feldman, J., & Ouimette, M. (2004). **Examining the Turning Points Comprehensive Middle School Reform Model: The Role of Local Context and Innovation**. *Center for Collaborative Education*.
- Fitz-Gibbon, C. T. (1977). The Learning-Tutoring Cycle: An Overview. CSE Report on Tutoring.
- Gordon, E. E. (2007). Five ways to improve tutoring programs. *Phi Delta Kappan*, 90(6), 440–445.



- Hattie, J. (2009). *Visible Learning: A synthesis of over 800 meta-analyses relating to achievement*. New York, NY: Routledge.
- Jackson, A. (2009). *New middle school for new futures*. *Middle School Journal*, 40(5), 6–10.
- Lou, Y., Abrami, P. C., Spence, J. C., Poulsen, C., Chambers, B., & d'Apollonia, S. (1966). Within-class grouping: A meta-analysis. *Review of Educational Research*, 66(4), 423–458.
- Topping, K. (2008). *Peer-assisted learning: A practical guide for teachers*. Newton, MA: Brookline Books.
- Washington State Institute for Public Policy (2014). Updated inventory of evidence- and research-based practices: Washington's K–12 learning assistance program. Olympia, WA: Washington State Institute for Public Policy.
- Wood, D., & Wood, H. (1996). Vygotsky, tutoring and learning. *Oxford Review of Education*, 22(1), 5–16.

---

EDUCATOR-FOCUSED PRACTICES AND STRATEGIES



---

### Consultant Teachers/Instructional Coaches

Consultant teachers are evidence-based. Consultant teachers are defined as mathematics specialists, or mathematics instructional coaches, who work with educators. These instructional coaches partner with teachers to help them incorporate research-based instructional practices into their teaching to improve student learning. Coaches work 1:1 with classroom teachers or with teams of teachers to target specific professional learning. The goal is to increase educator instructional expertise and to effectively impact outcomes in mathematics for LAP students struggling to meet mathematics standards.

### Practice Possibilities—Ideas to Consider When Planning

- Improve mathematics programs at the school and district level through mathematics-focused instructional leadership skills development.
- Provide data coaching by training staff, professional learning communities, grade level teams, and/or individuals on how to use universal screeners, diagnostic assessments, formative assessment processes, and progress monitoring tools. Model, co-assess, and provide feedback as educators assess students and use data for planning instruction.
- Establish coaching cycles, based on grade level need, where an instructional coach models differentiation strategies in the classroom, then coaches educators to implement strategies through ongoing non-evaluative feedback as educators master strategies.
- Support educators (classroom teachers, paraeducators, volunteers, etc.) through a push-in model. Coaches will observe, co-plan, co-teach, etc., to develop educator mathematical skills and strategies.
- Provide job-embedded support directly to classroom teachers in both mathematics content and pedagogy.
- Utilize professional learning communities to collaborate with mathematics instructional leaders to create an action plan for school improvement.
- Mentor and collaborate with all teachers regardless of experience level to support shifts in mathematics instruction and mindset.
- Utilize professional learning communities with teachers to review student work, anticipate student misconceptions, and deepen teachers' own mathematical content and knowledge.

### Demographic Considerations—Educator Factors to Consider When Planning

- Instructional coaches must be proficient in Washington State Learning Standards for Mathematics.

- Instructional coaches must be proficient in research-based teaching strategies.
- Instructional coaches must be proficient in diagnostic assessments, progress monitoring and data analysis.
- Instructional coaches must be able to provide job-embedded professional learning that helps teachers to enact research-based pedagogies that support students who have not yet met standard.

#### Strategies for Implementation—Success Factors to Consider When Planning

- Select coaches who are well-versed in both mathematics and pedagogical content.
- Select and support instructional coaches who are skilled communicators and are able to build relationships with all educators.
- Ensure that coaches are able to take a collegial role and provide feedback to colleagues to strengthen practice and support student learning in a non-evaluative way.
- Increase the amount of time coaches are able to coach teachers by limiting the number of non-instructional tasks coaches are asked to complete.
- Provide professional learning for coaches focused on improving coaching practices and deepening knowledge of teaching practices and content.
- Ensure that coaches are able to serve as leaders in the school and/or building.
- Commit resources to provide coaching for at least three consecutive years for maximum benefit.

#### Resources—Tools for Planning

- Center for Strengthening the Teaching Profession: [Teacher Leadership Framework](#)
- Association of Mathematics Teacher Educators: [Standards for Elementary Mathematics Specialists](#)
- National Council of Supervisors of Mathematics: [Resources for Coaches](#)
- [The Math Coach Field Guide: Charting Your Course](#)
- Instructional Coaching Group: [Teaching Tools](#)
- Inside Mathematics: [Tools for Coaches](#)
- Education Northwest: [Mathematics Interventions: What Strategies Work for Struggling Learners or Students with Disabilities?](#)

### Supporting Research

Recent reports have suggested that school-based mathematics specialists, leaders, or coaches may support the improvement of mathematics teaching and learning in schools by targeting teachers' understanding and action (e.g., National Council of Teachers of Mathematics, 2000; National Mathematics Advisory Panel, 2008; Kilpatrick et al., 2001). The intent is for a knowledgeable colleague with a deep understanding of mathematics and of how students learn, as well as pedagogical expertise, to serve as an on-site resource and leader for teachers.

The role of a mathematics coach is to break the culture of teacher isolation whereby teachers work in private, without observation or feedback, and to collaborate with other professional learning efforts in order to increase a school's instructional capacity (Neufeld & Roper, 2003). A mathematics specialist may serve as a coach while also being expected to advance their school or district's mathematics program (Campbell & Malkus, 2013).

Instructional coaches partner with teachers to help them incorporate research-based instructional practices into their teaching. They are skilled communicators who work with teachers to improve student learning. A mathematics coach is an individual who is well versed in mathematics content and pedagogy, and who works directly with classroom teachers to improve student learning of mathematics. An instructional coach must be prepared to take on a collegial, non-evaluative role and serve as a leader in the school and/or building. Mathematics instructional coaches may be expected to:

[u]se mathematics-focused instructional leadership skills to improve mathematics programs at the school and district levels, e.g., serve as coach/mentor/content facilitator – providing feedback to colleagues to strengthen practice and improve student learning; develop appropriate classroom- or school-level learning environments; build relationships with teachers, administrators and the community; collaborate to create a shared vision and develop an action plan for school improvement; establish and maintain learning communities; partner with school-based professionals to improve each student's achievement; mentor new and experienced teachers to better serve students. (AMTE, 2013, p. 9)

This definition describes the expectations for an effective mathematics coach. According to Polly, Mraz, and Algozinne (2013) and the Association of Mathematics Teacher Educators (2013), the coach must be specifically skilled/knowledgeable in the following areas to achieve these expectations:

- Leadership
- Learners and learning

- Mathematics content
- Mathematics curriculum and assessment
- Mathematics standards
- Research-based mathematics pedagogy
- Adult learning theory

The role of a coach is different from the traditional roles found in schools. Coaches support the work of teachers and are not administrators or evaluators. Coaching thrives in a context in which there are positive relationships and a sense of community in the school; in other words, schools that recognize the importance of human and social capital (Leana & Pil, 2006).

Campbell and Malkus found that teachers are more likely to turn to a teacher leader in their school for help and advice in teaching mathematics than to a principal or other administrator (2013).

Coaching holds much promise and potential; it provides the support that enables teachers to design and implement the best possible instruction for their students. It is based on a model that identifies the teacher as a reflective professional responsible for making decisions about how to best structure instructional experiences for students. “Research on instructional coaching, both in general and in specific content areas such as literacy and mathematics, has found that coaches are associated with significant gains in both teachers’ adoption of reform-based pedagogies, as well as student learning outcomes” (Polly, Mraz, & Algozinne, 2013, p. 306). The Vermont Mathematics Initiative is an example of a mathematics coaching program that supports a corps of mathematics instructional coaches for grades K–8. Research shows that the Vermont Mathematics Initiative (VMI) has had a major impact on teachers, students, and classroom practice. Students in VMI schools outperformed those in control schools, and the opportunity gap has narrowed between free- or reduced-lunch eligible students in VMI schools and their non-eligible peers in matched schools (AMTE, 2013).

Campbell and Malkus conducted a study of the impact of coaching and mathematics specialists on student achievement in grades 3, 4, and 5 as measured on state standardized tests in 36 schools from five school districts. They compared schools that were similar in demographics and past performance in mathematics who were assigned a full-time math specialist for three years with schools with a full-time mathematics specialist for one year, and with schools with no specialist. They found that in all three grades, on average, students who were in schools where there was a mathematics specialist for three years scored significantly higher than students who were in schools with a mathematics specialist for only one year, or students in schools with no mathematics specialist. Additionally, there was no significant benefit to students of having a mathematics specialist for only one year (Campbell & Malkus, 2013).

The impact of mathematics coaching can be improved by increasing coaching time, providing targeted professional learning, and ensuring that there is a common vision within an instructional framework.

The simplest way to improve the effectiveness of a coaching program is to increase the amount of time coaches are actually coaching. Successful coaching programs value the time of coaching. This seems obvious, but the most frequent concern raised by many instructional coaches is that they are asked to complete so many non-instructional tasks they have little time left to work with teachers. Because instructional coaches' job descriptions are often vague or nonexistent, and because their schedules are more flexible than the schedules of others, they often are asked to do many administrative or non-instructional tasks.

Professional learning for coaches should address at least two subjects. First, coaches should engage in various professional learning activities designed to improve their coaching practices. Second, professional learning for coaches should deepen their knowledge about the teaching practices and content they are sharing with teachers. When teachers are provided with opportunities to learn more about the content they teach and how to teach it, there tends to be improved student learning (Darling-Hammond & McLaughlin, 1995).

A common vision and goals within an instructional framework that helps establish a roadmap for teachers is critical to the success of mathematics instructional coaching. Teachers should have high expectations for students, and the school should support teachers as learners. For an instructional coach to be effective, teachers must be open to feedback and reflection. The school should have a supportive principal who understands and values coaching. "[C]oaches have identified their relationship with the principal as a key factor for success" (Bean & Zigmond, 2006).

## References

- Association of Mathematics Teacher Educators (2013). *Standards for Elementary Mathematics Specialists: A Reference for Teacher Credentialing and Degree Programs*. San Diego, CA: AMTE.
- Bean, R., & Zigmond, N. (2006, April). Professional development role of reading coaches in and out of the classroom. In *International Reading Association Conference, Chicago, IL*.
- Campbell, P. F., & Malkus, N. N. (2013). Elementary Mathematics Specialists: Influencing Student Achievement. *Teaching Children Mathematics*, 20(3), 198–205.
- Darling-Hammond, L., & McLaughlin, M. W. (1995). Policies that support professional development in an era of reform. *Phi Delta Kappan*, 76(8), 597.

- Felux, C. & Snowdy, P. (Eds.) (2006) *The Math Coach Field Guide: Charting Your Course*. Sausalito, CA, Math Solutions Publications.
- Leana, C. R., & Pil, F. K. (2006). Social capital and organizational performance: Evidence from urban public schools. *Organization Science*, 17(3), 353–366.
- National Mathematics Advisory Panel. (2008). *Foundations for success: The final report of the National Mathematics Advisory Panel*. US Department of Education.
- National Council of Teachers of Mathematics (Ed.). (2000). *Principles and standards for school mathematics* (Vol. 1). National Council of Teachers of Mathematics.
- National Research Council. (2001). *Adding it up: Helping children learn mathematics*. J. Kilpatrick, J. Swafford, and B. Findell (Eds.). National Academies Press.
- Neufeld, B., & Roper, D. (2003). Coaching: A strategy for developing instructional capacity.
- Polly, D., Mraz, M., & Algozzine, R. (2013). Implications for Developing and Researching Elementary School Mathematics Coaches: Mathematics Coaches. *School Science and Mathematics*, 113(6), 297–307.



### Professional Learning Communities

Professional Learning Communities (PLCs) are promising. PLCs capitalize on the positive effects of collaborative learning. PLCs can be defined as a group of teachers, administrators, coaches, and school staff (or a combination of people in these roles) that meet on a regular, planned basis with a goal of collaboratively improving practices in the classroom to improve student mathematical outcomes and learning. PLCs funded with LAP funds must have a focus of supporting LAP students, which can include determining instructional supports, differentiated instructional practices, implementing an early warning system, and development of formative assessment processes to support student growth.

### Practice Possibilities—Ideas to Consider When Planning

- PLCs should focus on reviewing student work of students who have not yet met grade-level standards, anticipating student misconceptions, and identifying instructional strategies teachers will use to support student learning.
- Teachers meet either bi-weekly or monthly to look at student data for LAP students.
- Participants can de-privatize their practice to make teaching visible, with a focus on collaboration and opportunities to work together to improve teaching strategies and student learning outcomes for students who have not yet met standard.
- Utilize PLC time for team professional learning opportunities focused on best practices and strategy implementation for students served by LAP. Develop a learning plan and schedule walk-throughs for PLC members to observe one another implementing best practices. Use PLC time to share self-reflections, discuss observations, and provide feedback on implementation practices with a focus on student learning.
- Design PLCs with a focus around the mathematical standards/claims, formative assessment processes, and student progress monitoring. Identify students who have not yet met standard and develop targeted intervention plans. PLCs can also identify and pursue targeted professional learning.
- Use PLC time to perform action research on strategies and/or implementation practices to support students who have not yet met standard in mathematics.

### Demographic Considerations—Educator Factors to Consider When Planning

- Identify demographic and sub group populations who need additional support in mathematics and instructional strategies.
- Provide professional learning around targeted academic and non-academic strategies and resources that reflect the needs of sub groups as learners of mathematics. Support staff and teachers should attend the professional learning together.

- Incorporate culturally responsive instructional strategies to support learners who have not yet met standard in mathematics.

#### Strategies for Implementation—Success Factors to Consider When Planning

- Develop a PLC that focuses on improving supports for students who have not yet met standard, improving differentiated instruction, or using data as an early warning intervention system.
- Invite support staff to PLCs to increase awareness of the needs of the population(s) identified and discuss how to support students through targeted academic and non-academic strategies.
- Develop collaborative teams whose members work interdependently to achieve a clear and shared: mission, values, goals, and accountability.
- Create a collaborative culture: classroom, building, district, and region.
- Focus on examining outcomes to improve student learning. Use both formative and summative data to make instructional decisions to help students achieve their learning goals.
- Analyze data when goals for student outcomes are met and seek to understand why. Analyze data when goals for student outcomes are not met and seek to understand why.
- Establish a regular schedule for collaboration time with clear objectives for each session to support students who have not yet met standard in mathematics.
- Establish clear agendas and protocols for impacting student outcomes during PLCs.
- Provide initial and ongoing professional learning for all PLC participants.
- Document and celebrate the work of the PLC (for example, agendas and minutes).
- Align with pre-existing structures such as the Washington State Teacher/Principal Evaluation Project (TPEP), school improvement plans, and National Board certification.

#### Resources—Tools for Planning

- [PLCWashington](#)
- [All Things PLC](#)
- Smarter Balanced Digital Library: [Formative Assessment Process Modules](#)
- Rutgers University Center for Effective School Practices: [Measurement instruments for assessing the performance of professional learning communities](#)

### Supporting Research

A large body of rigorous research suggests that the most effective professional learning should involve relationship-building among teachers. While this research does not involve comparison-group studies, evidence in support of professional learning communities (PLCs) is credible, large-scale, longitudinal, and empirical (Darling-Hammond et al., 2009; Hord, 1997; Newmann & Wehlage, 1995). In fact, in Learning Forward's (Darling-Hammond et al., 2009) recent review and analysis of the most credible research on effective professional learning, collaboration is one of four identified characteristics of the kind of professional learning that positively impacts student achievement. As the authors of the report write, "[a] number of large-scale studies have identified specific ways in which professional community building can deepen teachers' knowledge, build their skills, and improve instruction" (Darling-Hammond et al., 2009, p. 11). The development and utilization of professional learning communities as a strategy for professional learning capitalizes on the positive effects of collaborative learning.

A professional learning community, or PLC, can be defined as a group of teachers, administrators, coaches, or school staff (or a combination of people in these roles) that meets on a regular, planned basis with the goal of collaboratively improving practices in the classroom and school in order to improve student learning outcomes. Shirley Hord (1997) provides a simple definition: "[p]rofessionals coming together in a group—a community—to learn." As Richard DuFour (2008) notes, however, effective PLCs must be developed and implemented on the basis of clearly articulated shared goals for student achievement and school improvement. According to DuFour (2008), an effective professional learning community is more than just a given group of educators. A PLC needs to work collaboratively as part of a coherent, comprehensive improvement plan, developed in response to an evaluation of student learning data, focused on a shared vision, and in the service of a clear set of goals for improved student achievement. As Killion and Crow (2011) note, "[l]earning communities apply a cycle of continuous improvement to engage in inquiry, action research, data analysis, planning, implementation, reflection, and evaluation." In order to maintain PLC's in schools, Dufour (1998) recommends that educators continually reflect on the ways they are working to embed student learning and teacher collaboration into the cultures of the schools.

Research has shown an increase in Tier 1 students' mathematics scores with the use of a PLC focused on a response to intervention framework (Spiller, 2013). Very little work has been conducted to show the effects of PLCs for students who in mathematics, which is why this practice is listed as promising.

A successful PLC focused on improving outcomes for students who have not yet met standard must have strong administrative support (Akopoff, 2010). Key success factors include creating time for teams to focus on student data, reflect on instructional practices, and plan

interventions for students who have not yet met standard (Reynolds, 2008). Jones et al., (2013) emphasize the role of the school principal in facilitating PLCs, being an instructional leader, and facilitating a positive school learning culture. Blankstein (2010) suggests six essential principles for schools with PLCs:

- Common mission, vision, values and goals.
- Ensure achievement for all students.
- Collaborative teaming focused on teaching and learning.
- Using data to guide decision making and continuous improvement.
- Gaining active engagement from family and community.
- Building sustainable leadership capacity.

A PLC must work collaboratively as part of a coherent, comprehensive improvement plan, developed in response to an evaluation of student learning data, focused on a shared vision, and in the service of a clear set of goals for student achievement. When professionals form a collaborative learning community with an explicit shared focus on student achievement and school improvement goals, they purposefully engage in professional learning that has tremendous potential.

## References

- Akopoff, T. M. (2010). *A Case Study Examination of Best Practices of Professional Learning Communities*. ProQuest LLC. Ann Arbor, MI.
- Blankstein, A. M. (2010). *Failure is not an option*. California: Corwin Press.
- Blitz, C. L., & Schulman, R. (2016). *Measurement instruments for assessing the performance of professional learning communities* (REL 2016–144). Washington, DC: U.S. Department of Education, Institute of Education Sciences, National Center for Education Evaluation and Regional Assistance, Regional Educational Laboratory Mid-Atlantic.
- Darling-Hammond, L., Wei, R. C., Andree, A., Richardson, N., & Orphanos, S. (2009). *Professional learning in the learning profession: A status report on teacher development in the United States and abroad*. Stanford University, Palo Alto, CA: National Staff Development Council and the School Redesign Network.
- DuFour, R., & Eaker, R. (1998). *Professional Learning Communities at Work: Best Practices for Enhancing Students Achievement*. Bloomington, IN. Solution Tree Press.
- DuFour, R. (2008). *Revisiting professional learning communities at work*. Bloomington, IN. Solution Tree Press.

- Hord, S. (1997). *Professional learning communities: What they are and why they are important?* Austin, TX. Southwest Educational Development Library.
- Jones, L., Stall, G. & Yarbrough, D. (2013). The importance of professional learning communities for school improvement. *Creative Education* 4(5), 357–361.
- Killion, J., & Crow, T. L. (2011). *Standards for professional learning*. Oxford, OH: Learning Forward.
- Louis, K. (2006). Changing the culture of schools: Professional community, organizational learning, and trust. *Journal of School Leadership*, 16(5), 477–489.
- Newmann, F. M. & Wehlage, G. G. (1995). *Successful School Restructuring: A Report to the Public and Educators*. Madison, WI: Center on Organization and Restructuring of Schools.
- Reichstetter, R. (2006). **Defining a professional learning community: A literature review.** *E & R Research Alert*, (06.05).
- Reynolds, D. (2008). *How professional learning communities use student data for improving achievement* (Doctoral dissertation, University of Southern California).
- Spiller, N. (2013). *The Relationship among Professional Learning Communities, a Response to Intervention Framework and Mathematics Scores in Middle and High Schools*. ProQuest LLC.

### Targeted Professional Learning

Targeted professional learning refers to an evidence-based practice that focuses on improving teaching practices in a particular content area and/or a particular grade level in order to support student learning. Targeted professional learning should be explicitly aligned to student learning goals, student achievement, and school improvement. The focus of targeted professional learning, when funded by LAP, should include a focus on high leverage teaching practices and deepening teachers' content knowledge of mathematics and strategies that will support students who have not yet met grade-level standards.

### Practice Possibilities—Ideas to Consider When Planning

- Implement Studio Classroom Days among grade level teams to include group collaboration, observation, and reflection with a focus of improving outcomes for students served by LAP. The mathematics Studio Classroom or Studio Day is a form of professional learning designed to support teacher reflective practice and the transfer of specific instructional strategies from workshop learning to classroom and intervention practice. All mathematics studio work emphasizes deepening teachers' knowledge of the content needed to effectively teach mathematics.
- Use student data to guide instruction that has a positive impact on student achievement. Train teachers to collect and use data to inform student learning goals.
- Provide professional learning in areas that support student academic growth:
  - Formative assessment: The process used during instruction to provide ongoing, actionable feedback to improve student success.
  - Growth Mindset: A mindset that helps students learn mathematics by understanding research around the brain as a muscle.
  - Number Talks: An instructional routine that supports a classroom culture in which students feel encouraged to share their thinking and learn from peers about multiple ways of using number relationships and structures, and visual models to perform mental computations.

### Demographic Considerations—Educator Factors to Consider When Planning

- Teachers seeking to improve their instructional practices, possibly determined by TPEP or student data, can benefit significantly from targeted professional learning.
- New teachers developing their classroom instructional strategies can augment their recent formal training with targeted professional learning to help implement best practices in instruction and deepen their own mathematical content knowledge to support differentiated instruction.

- Adults who support student growth goals, such as adult tutors or paraeducators, benefit from targeted professional learning in mathematics standards and evidence-based teaching practices, such as Washington State K–12 Mathematics Learning Standards, NCTM’s Principles to Actions, growth mindset, formative assessments, and Number Talks; which helps them more fully integrate their support with core instruction and provide high-value support to students struggling to learn mathematics.

### Strategies for Implementation—Success Factors to Consider When Planning

- Ensure that professional learning is job embedded and lasting, providing context and focus for the learner.
- Focus on the modeling of instructional strategies for teachers and opportunities for applied practice that builds knowledge of content.
- Create opportunities to build collaborative relationships among teachers that supports networking.
- Align professional learning with school improvement goals and the Washington State Learning Standards for Mathematics.
- Skilled facilitators should lead professional learning offerings.
- Professional learning must be sustained and ongoing to support growth in best practices with instruction and to deepen teachers’ content knowledge. It must include theory, demonstration, practice and feedback, and classroom support.
- Focus on specific data, mathematics skills, or instructional strategies rather than a general approach.

### Resources—Tools for Planning

- NCTM: [Tools for Classroom Instruction](#)
- Youcubed at Stanford University: [Growth mindset professional learning](#)
- [Achieve the Core](#)
- [Smarter Balanced Digital Library](#)
- OSPI: [Number Talks Webinars](#)

### Supporting Research

Mathematics teaching practices must promote deep learning of mathematics. The National Council of Teachers of Mathematics recommends eight Mathematics Teaching Practices for strengthening the teaching and learning of mathematics (NCTM, 2014a) that are critical for all education professionals working with students who have not yet met standard. A comprehensive system of professional learning that addresses instructional approaches is

necessary to “help teachers understand the difficulty and complexity of implementing new practices” (Killion, 2013). These teaching practices are described earlier in this menu and include establishing mathematics goals to focus learning, implementing tasks that promote reasoning and problem solving, using and connecting mathematics representations, facilitating meaningful mathematics discourse, posing purposeful questions, building procedural fluency from conceptual understanding, supporting productive struggle in learning mathematics, and eliciting and using evidence of student thinking. “To create dynamic, engaging, high-level learning for students, teachers’ expertise must expand well beyond basic content knowledge and pedagogy” (Killion, 2013).

Mathematics professional learning should be rich in learning experiences that deepen teachers’ content knowledge. This content knowledge should be related to the content taught as opposed to advanced mathematics content, such as calculus.

A recent review of the most current research on best practices in professional learning, *Professional Learning in the Learning Profession* (Darling-Hammond, Wei, Andree, Richardson, & Orphanos, 2009), notes that professional learning is most effective when it is targeted to address specific content that has been explicitly tied to goals for student achievement and school improvement. Professional learning shown to improve student achievement is focused on “the concrete, everyday challenges involved in teaching and learning specific academic subject matter, rather than focusing on abstract educational principles or teaching methods taken out of context” (Darling-Hammond et al., 2009). Further, effective professional learning should be aligned to learning standards and/or instructional strategies, and must be aligned to the needs of learners.

According to Joyce and Showers (2002), professional learning should consist of a continuum in which participants receive a presentation of the theory, see demonstrations, practice and receive feedback around an applied practice, and are ultimately provided with coaching or other classroom supports to self-evaluate with the goal of positive growth. In a study by Weiss and Pasley (2006), it was found that “impacts on teachers and their teaching were typically evident after approximately 30 hours of PD, with further impacts detected through 80 hours of PD” (p. 14). But as Garet et al. (2001) state, “[a] professional development activity is more likely to be effective in improving teachers’ knowledge and skills if it forms a coherent part of a wider set of opportunities for teacher learning and development” (p. 927).

Evidence suggests that, in order to positively impact student achievement, professional learning must be contextualized and sustained; that is, effective professional learning must be provided as an ongoing, systematic process informed by evaluation of student, teacher, and school needs, and embedded within a comprehensive plan for school improvement (Darling-Hammond et al., 2009; Garet, Porter, Desimone, Birman, & Yoon, 2001; Yoon, Duncan, Lee,



Scarloss, & Shapley, 2007). As noted by McREL's (Snow-Renner & Lauer, 2005) report *Professional Development Analysis*, professional learning that is long lasting, content focused, and based on student and teacher performance data takes more time and effort to implement when compared to less effective types of professional learning. Innovative professional learning that is transformative for teachers—that helps teachers reconstruct their practice in order to promote more lasting, conceptual student learning—is far more extensive and demanding (Thompson & Zeuli, 1999). Instead of “make it and take it” workshops, or formulaic introductions to new teaching techniques, transformative professional learning asks teachers to carefully scrutinize mathematics, and mathematics teaching and learning (Fennema & Nelson, 1997; Schifter & Fosnot, 1993; Tzur, Simon, Heinz & Kiznel, 2001).

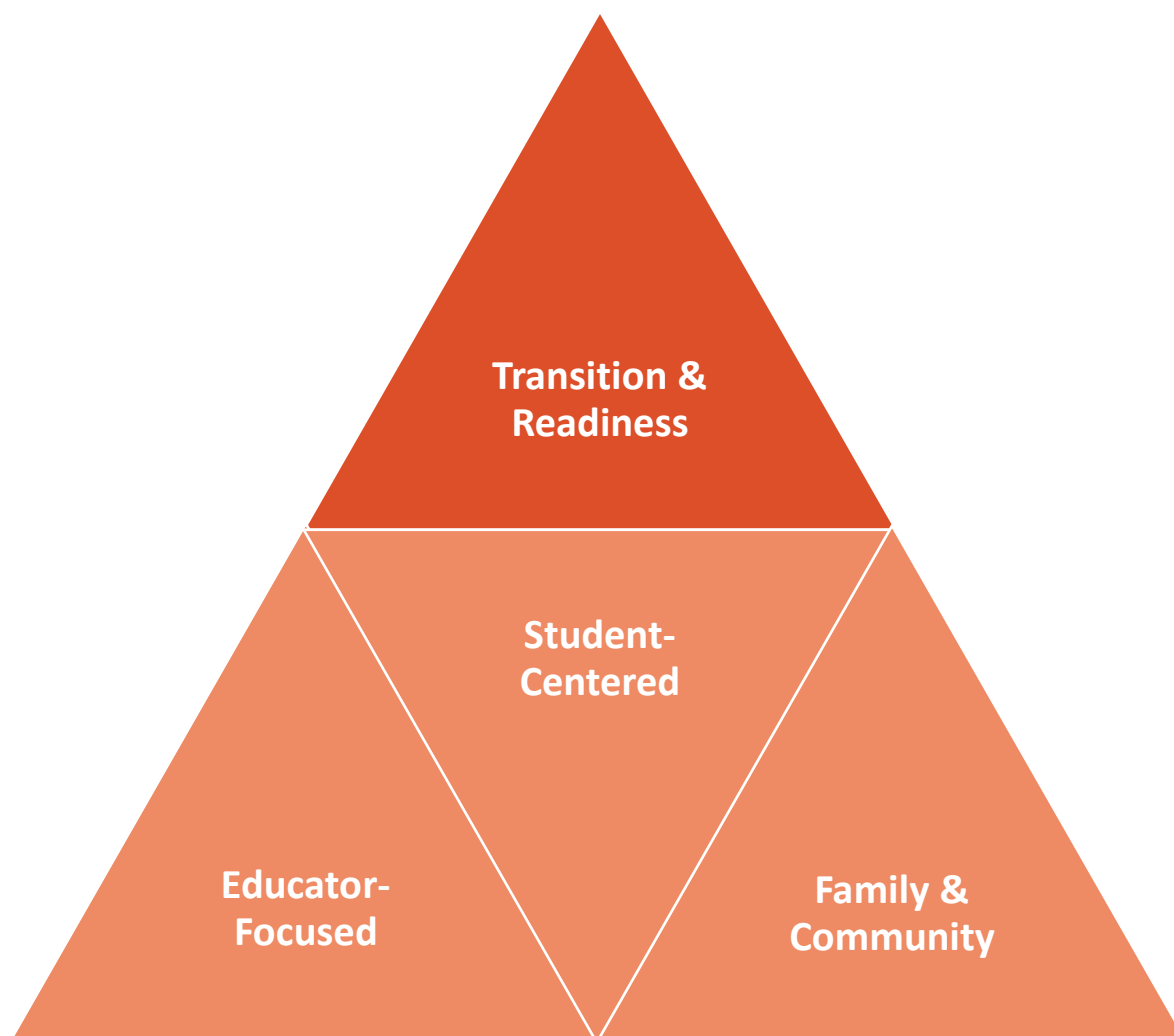
## References

- Darling-Hammond, L., Wei, R. C., Andree, A., Richardson, N., & Orphanos, S. (2009). *Professional learning in the learning profession*. Washington, DC: National Staff Development Council.
- Desimone, L., Smith, T., & Phillips, K. (2013). Linking student achievement growth to professional development participation and changes in instruction: A longitudinal study of elementary students and teachers in Title I schools. *Teachers College Record*, 115(5), 1–46.
- Fennema, E., & Nelson, B. S. (1997). *Mathematics teachers in transition*. Mahwah, NJ: Lawrence Erlbaum Associates.
- Garet, M., Porter, A., Desimone, L., Birman, B., & Yoon, K.S. (2001). What makes professional development effective? Results from a national sample of teachers. *American Educational Research Journal*, 38(4).
- Joyce, B. R., & Showers, B. (2002). *Student achievement through staff development*. ASCD.
- Killion, J. (2013). *Comprehensive professional learning system: A workbook for states and districts*. Oxford, OH: Learning Forward.
- Moon, J., Passmore, C., Reiser, B. J., & Michaels, S. (2013). Beyond Comparisons of Online Versus Face-to-Face PD Commentary in Response to Fishman et al., “Comparing the Impact of Online and Face-to-Face Professional Development in the Context of Curriculum Implementation.” *Journal of teacher education*, 0022487113511497.
- National Council of Teachers of Mathematics. (2014a). *Principles to actions: Ensuring mathematical success for all*. Reston, VA: National Council of Teachers of Mathematics.

- Schifter, D., & Fosnot, C. T. (1993). *Reconstructing mathematics education: stories of teachers meeting the challenge of reform*. New York, NY: Teachers College Press.
- Snow-Renner, R., & Lauer, P.A. (2005). *McREL insights: Professional development analysis*. Aurora, CO: McREL.
- Thompson, C. L., & Zeuli, J. S. (1999). The frame and the tapestry: Standards-based reform and professional development. In L. Darling-Hammond & G. Sykes (Eds.), *Teaching as the learning profession: Handbook of policy and practice* (pp. 341-375). San Francisco: Jossey-Bass.
- Tzur, R., Simon, M. A., Heinz, K., & Kinzel, M. (2001). An account of a teacher's perspective on learning and teaching mathematics: Implications for teacher development. *Journal of Mathematics Teacher Education*, 4(3), 227–254.
- Van Driel, J. H., & Berry, A. (2012). Teacher professional development focusing on pedagogical content knowledge. *Educational Researcher*, 41(1), 26–28.
- Weiss, I. R., & Pasley, J. D. (2006). *Scaling Up Instructional Improvement through Teacher Professional Development: Insights from the Local Systemic Change Initiative*. (CPRE Policy Brief No. RB–44). Philadelphia, PA: Consortium for Policy Research in Education
- Yoon, K. S., Duncan, T., Lee, S. W., Scarloss, B., & Shapley, K. L. (2007). Reviewing the evidence on how teacher professional development affects student achievement. *Issues & Answers*, REL 2007–No. 33.

---

TRANSITION AND READINESS PRACTICES AND STRATEGIES



---

### Credit Retrieval and Mastery of High School Standards

Credit retrieval for students who have not yet met graduation requirements is a promising practice. Students may be at-risk of not graduating because of not earning credit in courses due to unsatisfactory grades and/or insufficient attendance. Other students graduate, but then need to immediately enroll in remedial community college courses before starting regular freshman level work.

LAP funding can be allocated for these programs targeting 11th- and 12th- grade students at-risk of not graduating or meeting state standards on the high school assessments. It is important that these specialized mathematics programs provide innovative structures that are rigorous (targeting procedural fluency, conceptual understanding and application), develop a growth mindset, and focus on college and career readiness.

Credit retrieval, or credit recovery, allows students to retake these courses, stay in school, and graduate on time. Credit retrieval programs may be offered in a variety of formats and times such as online, face-to-face, and through a blended-learning approach. Credit retrieval programs allow students to retake coursework for which credit was not earned.

*Note:* OSPI does not establish the criteria for 11th- and 12th- grade students in Washington state. Districts set this policy (e.g. by age of student or by student credit accumulation). The OSPI CEDARS manual for data reporting lists age as a suggestion for determining grade-level, with age 16 as of August 31 for 11th grade and age 17 as of August 31 for 12th grade. It is recommended that eligibility for LAP credit retrieval be based on age.

### Practice Possibilities—Ideas to Consider When Planning

- Offer alternative sections of coursework before or after school. Use LAP funds to support during, after, and/or summer school programs for mathematics credit retrieval. Avoid pulling students out of other activities or classes to focus on credit retrieval. This has the potential to demotivate students.
- Embed growth mindset practices along with mathematical content in all math courses. Include families and other educators/paraeducators in understanding and promoting growth mindset.
- Online courses or hybrid courses that are designed to be individualized and self-paced should not be left up to the student to complete without support, but designed to provide students' support from a mathematics teacher well versed in the Washington State K–12 Learning Standards for Mathematics who can effectively coach and motivate students. Be explicit with students about developing effective study skills and self-management strategies when engaging in online courses.

- Provide project-based courses or Career and Technical Education-equivalent courses for students to engage in an application-based learning environment.
- Offer a 4th-year transition course to support 12th- grade students who have not yet met standard on the assessments, but do intend to enroll in post-secondary coursework after high school. Transition courses provide an opportunity for students to focus on the mathematics they will need to be successful in credit bearing courses in college. For successful post-high school transitions, courses may include *Bridge to College* or *Advancement Via Individual Determination (AVID)*.

#### Demographic Considerations—Student Factors to Consider When Planning

- Services are for 11th- and 12th- grade mathematics students.
- High school migrant students may benefit from opportunities to access credit retrieval, tutorial support, and additional time to submit assignments.
- Students learning English as an additional language may need mathematics support to meet graduation requirements.
- Identify barriers for students by analyzing school achievement data, as well as demographic, IEP, and 504 data to determine possible barriers to earning mathematics credit.
- Students and families from American Indian/Alaska Native communities may benefit from a teaching environment that focuses on cooperation instead of competition, has Tribal cultures represented in the classroom, and utilizes culturally responsive teaching methods. For example, students and families could inquire with their school about the implementation of the *Since Time Immemorial: Tribal Sovereignty in Washington State* curriculum (which focuses on teaching about Tribal history, culture, and the government of Tribes whose boundaries lay within Washington state).

#### Strategies for Implementation—Success Factors to Consider When Planning

- Identify students in 9th- and 10th- grade at-risk of not graduating on time. While LAP funding for credit retrieval is restricted to 11th- and 12th-grade students, early identification and intervention is more successful.
- Allow for flexible enrollment in credit retrieval programs, thinking beyond the traditional schedule.
- Include counseling and student support teams to provide communication and monitoring to help regulate student progress.

- Provide rigorous learning experiences. Design the program to ensure student progress toward understanding the mathematics standards rather than meeting seat-time requirements.
- Target individualized instruction only to needed areas of remediation to avoid repeating mastered elements. Use formative and diagnostic assessments to customize coursework.

#### Resources—Tools for Planning

- OSPI: [Digital Learning Department \(DLD\)](#), [Open Educational Resources](#), [CTE Credit Equivalency Courses](#), and [Bridge to College Transition Courses](#)
- REL: [Self-Study Guide for Implementing High School Intervention](#)
- [Advancement Via Individual Determination \(AVID\)](#)
- [theWashBoard.org](#)

#### Supporting Research

Credit retrieval, or credit recovery, is a LAP allowable service. Credit retrieval refers to alternative ways for 11th- and 12th- grade students to earn high school credit toward graduation after a student has completed a course and not earned credit on the initial attempt. Credit retrieval is a promising practice because it provides a time during and outside of school for additional learning opportunities (D’Agustino, 2013). These opportunities may better suit students who struggle with regular attendance, essential mathematics skill deficits, need additional time and support to complete mathematics coursework, or are disconnected from school. Credit retrieval programs are often used to keep students in school and on track for graduation (Watson and Gemin, 2008).

Credit retrieval programs may be designed in a variety of formats.

- One possible credit retrieval format is to implement an online program. Online credit retrieval programs may allow for greater rates of credit retrieval (Hughes, Zhou, & Petscher, 2015), but also pose challenges for some learners. Franco and Patel (2011) note that self-regulative strategies are key traits for learner success in these programs. Online components of credit retrieval programs can offer benefits to students who have not yet met standard by providing extra student support and contact time while developing 21st century skills (Gemin & Watson, 2009).
- Another possible credit retrieval format is to present material via alternative whole-class instruction. Here the design often differs from the classroom design where the student previously did not earn credit. Some design challenges which have been implemented with an attention to increasing student credit retrieval success are providing smaller

class sizes, different curriculum (than what was previously taught), and essential skills development. The use of different instructional material that is more appropriate for the target population provides students a second chance to engage with the content and improve their chances for achieving success. By using pre- and post-assessments to measure growth and attainment of the relevant standards, both students and teachers can feel more confident that essential skills are being developed. Students who have not yet met standard benefit from smaller class sizes as they receive more individualized attention from the teacher and support in areas of skill deficit (Malloy et al, 2010).

- Not surprisingly, some educators have blended online and traditional classroom instruction with some success. It stands to reason that if some credit retrieval students have not yet met standard because they lack regulatory controls, then having a highly qualified educator available to develop and implement instruction (as well as offer individual tutoring) would increase student success. As Watson and Gemin (2008) have explained, “The blended approach is important because it provides expanded student support and face-to-face contact. The online component—whether fully online or blended—provides 21st century skills to a group of students who often have less than average exposure to computers and technology” (p. 15).
- A fourth possible credit retrieval format is to implement a project-based learning approach. True project-based learning has five components including projects that 1) “are central, not peripheral to the curriculum,” 2) “are focused on questions or problems that “drive” students to encounter,” 3) “involve students in a constructive investigation,” 4) “are student-driven to some significant degree,” and “are realistic, not school-like” (Thomas, March 2000). In a study of two British schools (Boaler, 1998), one school described as “traditional” in its “teacher-directed, didactic” instruction and the other school described as “project-based” in its student-directed, “open-ended project” instruction, “students at the project-based school performed as well as or better than students at the traditional school on items that required rote knowledge of mathematical concepts.” Also of significance “[s]tudents at the project-based school outperformed students at the traditional school on the conceptual questions as well as on a number of applied (conceptual) problems developed” (Thomas, March 2000).

It is important to note that although project-based learning may be successfully used as a credit retrieval model, certain drawbacks should be taken into consideration. Project-based learning proponents often cite the student-directed nature of project-based learning as a motivational factor for students who have not yet met standard, although motivation has proven to be more complex than this observation would suggest. In a study examining students who performed poorly in traditional classrooms (Rosenfield and Rosenfield, 1998), the students, who “exhibited high scores on inventory scales for applied, discovery (as

measured by the 4-MAT learning style inventory), technical, and/or confluent processing (as measured by 21 the LCI learning style inventory),” did well with project-based learning. Students who “scored high on the fact-oriented scale of the 4-MAT” did poorly with project-based learning (Thomas, March 2000).

In Marx et al. (1997), researchers noted five barriers to implementing effective project-based learning:

1. Time—because projects often take longer than anticipated.
2. Classroom management—because so many students are doing different activities at the same time.
3. Control—because some teachers are not comfortable with students learning outside teachers’ areas of expertise.
4. Technology—because teachers sometimes have difficulty incorporating technology.
5. Assessment—because teachers sometimes have difficulty deciding what constitutes credit-worthy projects (Thomas, March 2000).

Nearly 60 percent of Washington state high school graduates enrolling in post-secondary in the immediate fall after graduation take at least one remedial course (ERDC, 2017). Students assigned to remedial courses are less likely to earn their post-secondary degree or credential (Vandal, 2010). High school transition courses provide opportunities for high school students to deepen their mathematical understanding of concepts and skills to support success in credit bearing math courses and avoid having to take remediation courses. These courses have their best success when targeted towards students who intend to pursue college and are close to, but have not, quite demonstrated mastery of high school mathematics proficiency on assessments. Professional learning for the participating high school faculty on the specific transition curriculum is another key factor for success (Barnett, 2016).

## References

- Archambault, L., Diamond, D., Brown, R., Cavanaugh, C., Coffey, M., Foures-Aalbu, D., Zygouris-Coe, V. (2010). *Research committee issues brief: An exploration of at-risk learners and online education*. Vienna, VA: International Association for K–12 Online Learning.
- Barnett, E., Fay, M., Pheat, L., & Trimble, M. (2016). What we know about transition courses. Community College Research Center.
- Boaler, J. (March 31, 1998). Mathematics for the moment, or the millennium? *Education Week*.
- D'Agustino, S. (2013). Providing innovating opportunities and options for credit recovery through afterschool and summer learning programs. In T. K. Peterson (Ed.), *Expanding*



*minds and opportunities: Leveraging the power of afterschool and summer learning for student success.* New York, NY: Children's Aid Society.

Education Research and Data Center. (2017). Washington State Office of Financial Management. [High School Feedback Reports](#).

Franco, M. S., & Patel, N. H. (2011). An interim report on a pilot credit recovery program in a large, suburban midwestern high school. *Education*, 132(1), 15–27.

Hughes, J., Zhou, C., & Petscher, Y. (2015). Comparing Success Rates for General and Credit Recovery Courses Online and Face to Face: Results for Florida High School Courses. REL 2015–095. *Regional Educational Laboratory Southeast*.

Malloy, C., Ph.D., & Vital Research, LLC. (2010). Lessons from the Classroom: Initial Success for At-Risk Students. California Teachers Association.

Rosenfeld, S., Scherzo, Z., Breiner, A., & Carmeli, M. (1998). Integrating content and PBL skills: A case study of teachers from four schools. Paper presented at the European Association for Research in Learning and Instruction (EARLI), Sweden.

Thomas, J.W. (March, 2000). A review of research on project-based learning. Retrieved January 2014, from *New Tech Network*.

Vandal, B. (2010). *Getting past go: Rebuilding the remedial education bridge to college success*. Education Commission for the States.

Watson, J., & Gemin, B. (2009). Using Online Learning for At-risk Students and Credit Recovery. *Washington, DC: International Association for K12 Online Learning*.

### Grade 8-High School Transitions\*\*

Grade 8 transition readiness is a promising practice. Mathematics transition readiness opportunities refer to programs intended to support successful mathematics transitions from 8th grade to high school. Students identified for support might lack one or more of the following: motivation, self-efficacy, fluency with numbers and operations, mathematical reasoning, the ability to transfer knowledge to higher levels of mathematics, and/or communication skills. For the purpose of LAP, high school transition programs begin in the 8th grade and may continue in the summer and through 9th grade. In some cases, when over one-third of the incoming freshman students experience one or more early warning indicators (excessive absenteeism, failing a course in the first quarter, or receiving a suspension), LAP funds may be used for school-wide transition programs.

### Practice Possibilities—Ideas to Consider When Planning

- Design a 9th- grade transition readiness academy to support LAP students identified in grade 8. For example, provide intentional academic and social supports including team teaching, student advisories, and diagnostic assessments to monitor student progress through grade 9.
- Design and implement a summer academy for incoming freshman. This program should introduce students to the expectations regarding academics, activities, school culture, and the habits of success needed for high school.
- Design an 8th- grade course that focuses on the skills and habits of mind needed to be successful in a high school environment. For example, a program like [Advancement Via Individual Determination \(AVID\)](#) may be particularly effective for transition readiness. AVID’s professional learning for educators focuses on instructional strategies in mathematics, literacy, writing, and speaking.
- Develop a summer bridge course allowing students to develop mathematical concepts and skills and a growth mindset in mathematics.

### Demographic Considerations—Student Factors to Consider When Planning

- Students who are at-risk of dropping out and have a history of struggling with academics.
- Students learning English as an additional language.
- Students and families from American Indian/Alaska Native communities may benefit from a teaching environment that focuses on cooperation instead of competition, has Tribal cultures represented in the classroom, and utilizes culturally responsive teaching methods. For example, students and families could inquire with their school about the implementation of the [Since Time Immemorial: Tribal Sovereignty in Washington State](#)

curriculum (which focuses on teaching about Tribal history, culture, and the government of Tribes whose boundaries lay within Washington state).

- Students and families from American Indian/Alaska Native communities may benefit from a teaching environment that moves beyond cultural sharing methods of teaching and utilize methods of teaching culturally.
- Students who qualify for free- and reduced-price lunch and need more support to meet grade-level mathematics standards.
- Students who would benefit from non-academic supports: basic needs, family outreach, social and emotional support, etc.

#### Strategies for Implementation—Success Factors to Consider When Planning

- Learning growth for students must focus on developing understanding of foundational mathematical concepts, mathematical reasoning, and fluency with mathematics.
- Provide both content and non-content supports for students. Attention to growth mindset, motivation, and counseling can help enable learning.
- Embed specific practices like goal setting, progress monitoring, and authentic learning involving real-world, complex problems and their solutions into designed supports.

#### Resources—Tools for Planning

- Education Northwest: [A Practitioner’s Guide to Implementing Early Warning Systems](#)
- Great School Partnership: [Ninth Grade Counts: A Three-Part Guide to Strengthening the Transition into High School](#)
- Southern Regional Education Board: [Ready for High School Math](#)
- Institute of Educational Sciences: [Helping Students Navigate the Path to College: What High Schools Can Do](#)
- [Advancement Via Individual Determination \(AVID\)](#)
- The University of Texas at Austin, Charles A. Dana Center: [Academic Youth Development \(AYD\)](#) and [AYD Factsheet](#)
- [Intensified Algebra](#) courses to support students identified as not ready for Algebra I in 9th grade.
- [College Spark Washington grant opportunities](#)
- [Assisting Students Struggling with Mathematics: Response to Intervention for Elementary and Middle Schools](#)
- OSPI: [Career Guidance Washington](#)

- Resources to build growth mindset from [Youcubed](#)
- [Washington Student Oral Histories Project: Listening to and Learning from Disconnected Youth](#)

### Supporting Research

A cornerstone of improving high school graduation rates is that schools and districts put early warning systems in place. Dropping out of high school is not a single act. Instead, most students offer early clues in middle school: absenteeism, behavior incidents, and failure of an English or mathematics course (Bruce, Bridgeland, Fox, & Balfanz, 2011). Schools and districts monitoring for these clues are able to intervene early with high school transition opportunities. The “failure rate in ninth grade remains higher than the rate in any other grade level” (Bottoms, 2008). To alleviate these issues before they even begin, districts and schools should consider having a robust grade 8 transition readiness plan in place. High school transition opportunities in this menu refer to interventions that intend to support readiness for high school mathematics. As a general practice, student placement in algebra prior to 9th- grade should be considered carefully. Accelerating all students into high school algebra while in middle school does not increase learning but rather results in lower overall student achievement (Domina, McEachin, Penner, & Penner, 2015; Clotfelter, Ladd, & Vigdor, 2015).

Students identified for a transition-to-high-school program might lack one or more of the following: motivation, self-efficacy, mathematics skills, growth mindset, and conceptual mathematical understanding. A transitional program, therefore, needs to be able to engage all students in productive ways with meaningful mathematics. Traditional remedial classes are not effective in supporting successful transitions; instead, transition interventions that effectively prepare students for high school operate on a model of accelerated learning growth (Herlihy, 2007). The intervention should address not only mathematical content but also increase student engagement, encourage mathematical discourse, develop a growth mindset, and reward academic risk-taking.

In most cases, a well-designed transition program for LAP-eligible students can be a successful intervention strategy. In instances where a school has over one-third of their 9th- grade students at-risk for failure, LAP funds can be used for a school-wide transition program. School-wide transition programs have also been successful at improving student performance and decreasing drop-out rates for all students. One model, freshman academies, provides focused support for 9th- graders. The academies group students and intentionally provide academic and social supports including team teaching, student advisories, and diagnostic assessment to monitor student progress (Kennelly & Monrad, 2007).

Why is this transition so challenging for students? The complex answer revolves around increased academic pressure and expectations; a move into a large, more diverse student population; and less individualized support and connections with teachers.

So, the question remains, what can be done? Two research-based organizations lay out plans that show promise in easing the difficult transition from middle school to high school:

**Breakthrough Collaborative** and **Southern Regional Education Board**. The Breakthrough Collaborative offers summer and year-long programs to students who are motivated, but may lack the resources to persevere through high school. Some of their implementation suggestions are outlined below.

1. Inform 8th- grade students and their families about high school course expectations, and the tools needed to create a four-year plan. Then, monitor students as they progress through their plan. This can be accomplished through a teacher-advisor system, student mentor/mentee system, learning communities, or specific 9th- grade courses designed to focus on the habits and skills needed for successful high school completion.
2. Educate students and families about the high school culture. This means students and families must be informed ahead of time about increased academic challenges, changes in the social environment, and the differences in teaching and learning. This can be done through summer programs and/or through spring programs that organize high school visits for middle school students, and information nights that focus on alleviating transitions worries.
3. Explicitly teach students the skills and behaviors needed for high school success. Courses specific to 9th- grade are a great place to house the teaching of problem-solving skills, behavior expectations, time management and organizational skills, and self-advocacy. These skills can also be addressed through a mentor/mentee program.
4. Empower teachers to advocate for incoming 9th- grade students. Teacher advisory programs have success in creating lasting relationships between student and teacher. When teachers establish authentic, trusting relationships with students, they fail fewer classes (Breakthrough Collaborative, 2011).

The Southern Regional Education Board (SREB) has published widespread research on the middle to high school transition. Gene Bottoms, a senior vice president for the SREB, has published extensively on this topic. He outlines several conditions that should be in place to ensure the best results.

Early orientation is key and must be started before high school begins and continued well into the 9th- grade year. Schools can organize 9th- grade students into academies with dedicated teachers who are willing to patiently teach the skills students need. These academies should be small and intimate so trusting relationships can flourish. Teachers should have common planning time to establish and maintain consistency.

Specialized 9th–grade courses with specific, high standards; skill and behavior guidance; and counselor support can also play a significant role in successful transitions. These courses should be standards-based with an eye toward teaching college- and career-ready skills. A project-based approach can be successful as long as committed educators have the time, the resources, and the desire to collaborate on the curriculum.

Guidance and support are critical and can be delivered via an adult mentor/advisor for incoming 9th- graders. These caring adults should involve the student’s family and help the student set long-term goals for college and beyond. Finally, for schools that already have transition programs in place, Bottoms recommends asking specific questions of the program to determine if a *redesign* might be needed (Bottoms, 2008).

- What percentage of 9th- grade students are performing below grade-level?
- What percentage of 9th- grade students practice acceptable study skills, read and comprehend text and know how to complete challenging work?
- Are all 9th- grade students linked to a caring adult or an adult/student mentor?
- How many 9th- grade students are failing more than one class?
- What percentage of 9th- grade students are still enrolled in school for their senior year?
- What percentage of students are placed into remedial courses in college?

The answer to these questions could indicate that a redesign might be needed. Whatever tactic is chosen to help incoming 9th graders be successful should be rooted in results—reduced failure rates, improved achievement, and increased graduation rates. If schools are dedicated to designing and implementing successful transition programs, the reaped rewards will be visible in the statistics, and more importantly, in the attitude, motivation, and accomplishment of the students.

## References

Bottoms, Gene. (2008). Redesigning the ninth-grade experience. The Southern Regional Education Board.

Breakthrough Collaborative. (2011). Challenges of the Ninth Grade Transition. Research brief.

- Bruce, M., Bridgeland, J., Fox, J., & Balfanz, R. (2011). On Track for Success: The Use of Early Warning Indicator and Intervention Systems to Build a Grad Nation. *Civic Enterprises*.
- Clotfelter, C. T., Ladd, H. F., & Vigdor, J. L. (2015). The Aftermath of Accelerating Algebra: Evidence from District Policy Initiatives. *Journal of Human Resources*, 50(1), 159–188.
- Domina, T., McEachin, A., Penner, A., & Penner, E. (2015). Aiming high and falling short: California’s eighth-grade algebra-for-all effort. *Educational Evaluation and Policy Analysis*, 37(3), 275–295.
- Herlihy, C. (2007). State and District-Level Support for Successful Transition into High School. Policy Brief. *National High School Center*.
- Kennelly, L., & Monrad, M. (2007). Easing the Transition to High School: Research and Best Practices Designed to Support High School Learning. *National High School Center*.

### Kindergarten Transitions\*

Supporting kindergarten transitions is a promising practice. Transitioning through kindergarten is a time when behavioral, emotional, and social changes impact all students and their families. Communities, schools, families, and educators can increase the likelihood of a successful student transition by providing academic and non-academic support services. Kindergarten transition opportunities provide support to students and their families for successful transitions from in-home care, daycare, relative care, pre-school, ECEAP, or Head Start.

LAP funds may support transition to kindergarten through a number of different strategies as provided in the menus of best practices. Districts are encouraged to set up data-sharing opportunities with early learning providers and families to be able to identify the children who may need additional transition support prior to the start of the kindergarten year.

*Note:* Washington state statute starts LAP eligibility at kindergarten. As such, kindergarten transition strategies funded with LAP should start after a child has enrolled in kindergarten. They may start prior to the first day of school. LAP allowable funding options for children enrolled in kindergarten, and identified as needing extra support, may include:

- In late spring/summer, educators can conduct family engagement and home visits.
- During the summer, before kindergarten starts, educators can provide transitions programs.

LAP funds could be used throughout the year for professional learning time between early learning providers (preschool and childcare) and kindergarten teachers to focus on strategies to improve the academic readiness of students arriving at kindergarten. LAP funds for this professional development should be focused on foundational early skills alignment (social emotional, numeracy, and literacy) focused on the providers serving students most in need of kindergarten transition support. WaKIDS data is a great resource for districts to use to identify students for services and content for instruction and professional learning.

### Practice Possibilities—Ideas to Consider When Planning

- Establish a program that allows pre-kindergarten and kindergarten educators to create a transition plan with a focus on sharing student data, aligning curriculum, and supporting strategies for transitioning students.
- Create an outreach program that promotes early kindergarten registration, conducts needs assessments with families, finds and connects families with resources, and provides a safety net of support for the first several months a child attends kindergarten.



- Provide opportunities for families to visit elementary schools before children begin kindergarten by inviting students and families to participate in school events, school tours, school lunch, library time, and recess.
- Provide opportunities for teachers to share WaKIDS results with parents and provide activities parents can engage in with their children to support areas of need as identified on the WaKIDS assessment.
- Develop summer transition programs, or kindergarten camps, that focus on incoming kindergarteners who may not have attended a pre-school program. Allow time for kindergarten students to become familiar with teachers, buildings, classrooms, and routines.
- Cultivate a peer connection program that arranges for pre-school children and kindergarten children to meet, play, and connect within a classroom or outside the classroom at a community event.

#### Demographic Considerations—Student Factors to Consider When Planning

- Students and families who are new to the school system benefit from a friendly environment where families are valued as decision-makers regarding their own child's education and school programs.
- Migratory families may benefit from programs that help students learn about school routines and ease the separation from home to school; families benefit from learning about activities and strategies families can do in the home to strengthen their child's education in the classroom.
- Students and families from American Indian/Alaska Native communities may benefit from a teaching environment that focuses on cooperation instead of competition, has Tribal cultures represented in the classroom, and utilizes culturally responsive teaching methods.
- Students and families who are learning English as an additional language benefit from a welcoming environment where responsive two-way communication, in the language spoken by the family, is facilitated.
- Students and families who qualify for free- and reduced-priced lunch benefit when they are connected to resources and information related to family services.
- Students and families who participate in Head Start or ECEAP programs benefit when standards, curriculum, support services, and assessments from pre-kindergarten to kindergarten are carefully aligned.

- Students who struggle with emotional and/or social issues that may hinder a successful transition benefit from peer connections that continue from pre-school into kindergarten.

#### Strategies for Implementation—Success Factors to Consider When Planning

- Establish protocols for collecting data from pre-kindergarten programs to support early intervention.
- Promote academic readiness and emerging literacy, language, numeracy, and social emotional skills families can practice at home. WaKIDS data can help inform these practices.
- Provide families tools and support to be advocates for their children.
- Provide funds to purchase support materials for age-level readiness practices.
- Provide time and funding for collaboration between pre-kindergarten and kindergarten staff, families, and community members to establish a district-wide transition plan for students entering kindergarten.
- Provide time and funding for pre-school and kindergarten teachers to collaborate.
- Provide time and resources to promote ongoing connections among children, families, in-home, daycare, and pre-kindergarten providers with elementary schools.
- Identify a coordinator to oversee kindergarten transition programs, connect with families/early childhood centers, and monitor progress.
- Provide training for kindergarten educators to further develop an understanding of the norms, practices, and procedures of pre-school education.
- Provide training for educators on culturally sensitive and anti-bias pedagogy, curriculum, early childhood development and evidence-based practices.
- Provide services tailored to the cultural, linguistic, and learning needs of students and their families.

#### Resources—Tools for Planning

- Institute for Educational Leadership: [Case Studies of Early Childhood Education & Family Engagement in Community Schools](#)
- ChildCare Aware of Washington: [Collaboration with Principals and Child Care Providers](#)
- [Washington State Early Learning and Development Guidelines Birth Through Third Grade](#) and [WaKIDS](#)

- Kindergarten Questionnaires and Checklists: Bellingham Public Schools- [Kindergarten Parent Questionnaire](#) and [Teacher Questionnaire](#); Washington State Department of Early Learning [Kindergarten Checklist](#)
- Eriikson Institute: [Programs and Services](#)
- Coalition for Community Schools: [The Early Childhood Community School Linkages Project](#)
- OSPI: [Washington State Full-Day Kindergarten Guide](#), [Early Literacy Pathways](#), and [Early Numeracy Pathways](#)
- University of Washington’s Institute for Learning & Brain Sciences: [Love, Talk, Play](#)
- [Enhancing the Transition to Kindergarten: Linking Children, Families, and Schools](#)
- [Center on the Social and Emotional Foundations for Early Learning](#)
- [Technical Assistance Center on Social Emotional Intervention for Young Children](#)

#### Supporting Research

Kindergarten transition is a crucial time for young students and families. Transition programs can set the stage for how families will handle their children’s future educational experiences by engaging them in the transition to kindergarten. Kindergarten students in particular need of additional support and care when transitioning as changing learning environments present new challenges: new academic expectations, different school structures, and new social interactions with peers and adults. Families, educators, and community partners can use effective transition activities to create supports and connections across pre-kindergarten and kindergarten settings. (LoCasale-Crouch et al., 2008). These practices should begin prior to kindergarten and take into account the cultural, linguistic, and learning needs of individual students and their families (National Center on Parent, Family, and Community Engagement, 2013).

Key guiding principles should be in place as a framework for kindergarten transition success (Sayre & Pianta, 2000, p. 2):

- Foster collaborative relationship building among educators, families, and students.
- Promote continuity between pre-school and kindergarten systems.
- Focus on family strengths to develop school support.
- Focus on the individual needs of the student.

Building capacity for students, families, and schools is essential. Children’s successful transition to kindergarten relies upon building relationships with a variety of people, including families, day care providers, pre-school educators, and elementary educators (La Paro, Kraft-Sayre, &

Pianta, 2003). Family connections, whole child assessment, and early learning collaboration are key components of the Washington Kindergarten Inventory of Developing Skills (WaKIDS). Research supports using these three components as the foundation for best practices in successful kindergarten transitions.

Transition to kindergarten activities need to establish effective communication between pre-school/pre-kindergarten settings and elementary schools (La Paro, Kraft-Sayre, & Pianta, 2003, Sullivan-Dudzic, Gearns, & Leavell, 2010). Fostering collaborative relationships, and two-way communication, among stakeholders supports successful and seamless transitions for students. The culture in an elementary school may be more formal than the typical culture of a pre-school (Connors & Epstein, 1995; Pianta & Kraft-Sayre, 1999), which makes communication between the two settings more crucial to help students and families navigate the new environment. “These environments should also work together to ensure that standards, curriculum, support services, and assessments from pre-kindergarten settings to kindergarten are carefully aligned” (Bohan-Baker & Little, 2002; Kagan & Neuman, 1998; Pianta & Kraft-Sayre, 2003, Sullivan-Dudzic, Gearns, & Leavell, 2010).

### Communication with Families

Kindergarten transition plans that promote family participation prior to the start of the school year have been associated with students having increased self-confidence, school enjoyment, and overall happiness with the kindergarten experience (Hubbell, Plantz, Condelli, & Barrett, 1987). Transition to kindergarten should include opportunities for students and families to learn about the new setting, build relationships, and experience continuity in curriculum and assessments within their new setting. Children show greater school readiness (Hubbell et al., 1987; LoCasale-Crouch, Mashburn, Downer, & Pianta, 2008), reduced stress at the beginning of school (Hubbell et al., 1987), and stronger academic growth over their kindergarten year (Ahtola et al., 2011; Schulting, Malone, & Dodge, 2005) when such opportunities are offered.

Outreach to families should be done in a personal way before students enter kindergarten (Pianta et al., 1999; Sullivan-Dudzic, Gearns, & Leavell, 2010). Families are more likely to be involved in their student’s kindergarten year when schools actively engage families in the transition process and recognize the families’ efforts to participate (Schulting et al., 2005). Outreach with families that is established in pre-kindergarten programs promotes positive relationships and emphasizes early on that families are valued partners in their child(ren)’s education (La Paro, Kraft-Sayre, & Pianta, 2003). Schools and educators can smooth the transition to kindergarten by engaging families in meaningful ways. Families gain confidence from helping their children adjust to new schools. (Van Voorhis et al., 2013, p. 117). One way to support early family engagement is to establish family visits between kindergarten educators and school staff prior to the beginning of the school.

Research by La Paro, Kraft-Sayre, & Pianta (2003) showed that despite barriers families may face, when offered opportunities to interact with the transition process, such as meeting with educators prior to the beginning of the school year and visiting kindergarten classrooms, families almost always participated and believed that these opportunities were helpful. When asked, families can offer educators knowledge about their children to support classroom routines and can help reinforce essential academic and non-academic skills at home (Ferretti & Bub, 2017; Sullivan-Dudzic, Gearn, & Leavell, 2010). Students who experience more stability in their early school settings, and in the relationships with the adults in these settings, perform better socially and academically (Curby, Rimm-Kaufman, & Ponitz, 2009; Tran & Winsler, 2011) during their kindergarten year and beyond.

Regardless of a student's skill level, positive relationships between schools and families support children's academic progress (Kraft-Sayre & Pianta, 2000). Establishing relationships with community partners, pre-kindergarten learning partners, and kindergarten educators may help provide resources to and support for students and families during the kindergarten transition. "Peer connections that continue from children's pre-school years into kindergarten also can help ease children's transition to school by being a source of familiarity and an avenue for building social competencies" (Kraft-Sayre & Pianta, 2000). These types of adult and peer relationships support social and emotional competencies in young students that aid in their school success (Kraft-Sayre & Pianta, 2000).

### Community Partnerships

Pre-school and kindergarten programs can make the transition for families smoother by aligning pre-school and kindergarten policies and practices (Sullivan-Dudzic, Gearn, & Leavell, 2010; NCDEL, 2002). "Connecting early childhood programs with the K–12 educational system is a proactive strategic plan to increase student achievement" (Sullivan-Dudzic, Gearn, & Leavell, 2010, p. 1). Consider including the following stakeholders as part of the district kindergarten transition team (Sullivan-Dudzic, Gearn, & Leavell, 2010):

- Elementary school principals.
- Kindergarten and local pre-school educators.
- Families (include multiple demographics and include pre-school and private school families).
- School board members.
- Child care providers.
- Higher-education professionals.
- District leadership (e.g. Title I director, special programs coordinator, etc.).

- School district PTA/PTO president.
- Other community organization representatives (e.g. Tribal leaders, Head Start supervisor, healthcare providers, etc.).

By inviting multiple partners to be part of the planning and implementation of kindergarten transition practices, districts can focus on “increasing achievement, by using a unified approach that honors existing efforts and builds on the strengths and resources in your community” (Sullivan-Dudzic, Gearns, & Leavell, 2010, p. 27).

It is also important for pre-kindergarten and kindergarten educators to participate in ongoing professional learning opportunities together to support social emotional and academic competencies necessary for school success and achievement (NCDEL, 2002). Promoting professional learning on culturally sensitive and anti-bias pedagogy, curriculum, early child development, and evidence-based practices ensures that educators receive the supports needed to fully engage students and families both academically and non-academically (Henderson and Berla, 1994; Epstein 2001; Weiss, Caspe, & Lopez, 2006; Halgunseth, 2009).

### Student Success

“Teachers report that nearly half of typically developing children experience some degree of difficulty during the transition to kindergarten” (Ferretti & Bub, 2017; Rimm-Kaufman & Pianta, 2000, Rimm-Kaufman, et al., 2000). In any classroom, there are students achieving beyond the grade-level standards and students not yet achieving the grade-level standards. The goal is for all students to meet the end-of-year expectations, and when necessary, to recognize that stages of development are based on experiences and not solely defined by age or grade. It is essential to take into consideration the learning progressions necessary for student growth by planning intentional experiences, selecting appropriate materials, and determining the best instructional approaches to meet students’ academic and non-academic learning needs. In order for the unique learning needs of students to be met, educators must understand the social-emotional, language, literacy, and numeracy needs of each student.

Educators and researchers recognize that social-emotional competencies and skills related to school preparedness develop early in life. A recent study reports that children who enter kindergarten with underdeveloped social-behavioral skills are more likely to be identified for special education services, suspended or expelled from school, and retained to repeat grade-level standards (Bettencourt, Gross, & Ho, 2016). While focusing on social-emotional development in early childhood is critical, social-emotional learning (SEL) can take place throughout a student’s primary and secondary education. Research indicates that SEL programs can positively influence a variety of student educational outcomes across grade levels (Durlak, et al., 2011).

High-quality instruction in language and literacy skills is vital to students' academic and non-academic success. Children start developing language and literacy skills at birth; *emergent reading* skills and *early reading* skills start around age three ([Early Literacy Pathways](#), 2016). Oral language skill development helps students as they begin to develop and progress reading and writing skills. As students enter kindergarten, oral language skills are connected to later gaps in both reading and writing (Coll, 2005; Storch & Whitehurst, 2002). English language development for students learning an additional language is also grounded in oral language skill development and needs explicit instruction; by providing instruction in oral language development in a student's native language, educators can build a foundation for literacy and a bridge for the student's English literacy development (Beeman & Urow, 2013). For additional information, research, and best practices on oral language, alphabet knowledge, and phonological awareness refer to ELA Menu: Appendix A.

Mastery of early math concepts (number sense and counting) upon school entry is the strongest predictor of future academic success (Duncan, 2007). Learning to make sense of mathematics early helps build future math proficiency. Students transitioning to kindergarten should have opportunities to make sense of math ideas including number concepts and quantities, number relationships and operations, geometry and spatial sense, patterns, and measurement and comparison. For more information on math progressions for early learners, refer to [Learning Pathways in Numeracy](#). An important success factor, and an important tie-in to early literacy, is to get children to communicate their ideas and explain their thinking about mathematics in their natural language. By providing opportunities for students to share their thinking, educators can assess what concepts students understand, and they can identify gaps in students' mathematical understanding.

Families, pre-kindergarten, and kindergarten programs can provide opportunities to develop social-emotional learning, language, literacy, and numeracy skills through play, songs, books, games, and other daily routines. For more information on social-emotional learning, early literacy, and early numeracy, please refer to the [background and philosophy](#) sections in the menus of best practices and strategies.

## References

2016. Developed by Molly Branson Thayer, Ed.D in coordination with the English Language Arts-Learning and Teaching Department at the Office of Superintendent of Public Instruction. [Learning Pathways in Literacy: Addressing Early Literacy Skills](#).
- Adelman, H., & Taylor, L. (2008). [Addressing barriers to student learning: Closing gaps in school community practice](#). Los Angeles: Center for Mental Health in Schools, UCLA.

- Ahtola, A., Poikonen, P. J., Kontoniemi, M., Niemi, P., & Nurmi, J. E. (2011). Successful handling of entrance to formal schooling: Transition practices as a local innovation. *International Journal of Transitions in Childhood, Vol. 5*.
- Beeman, K., & Urow, C. (2013). *Teaching for Biliteracy: Strengthening Bridges between Languages*. Philadelphia, PA: Caslon Publishing.
- Bohan-Baker, M., & Little, P. M. D. (2004). *The transition to kindergarten: A review of current research and promising practice to involve families*. Harvard Family Research Project.
- Bettencourt, A., Gross, D., & Ho, G. (2016). The Costly Consequences of Not Being Socially and Behaviorally Ready by Kindergarten: Associations with Grade Retention, Receipt of Academic Support Services, and Suspensions/Expulsions. *Baltimore Education Research Consortium*.
- Coll, C. G. (2005). Pathways to reading: the role of oral language in the transition to reading. *Developmental Psychology, 41*(2), 428–442.
- Connors, L. J., & Epstein, J. L. (1995). Parent and school partnerships. In M. Borustein (Ed.), *Handbook of parenting: Vol. 4. Applied and practical parenting* (pp. 437–458). Mahwah, NJ: Lawrence Erlbaum.
- Crawford, P. A., & Zygouris-Coe, V. (2006). All in the family: Connecting home and school with family literacy. *Early Childhood Education Journal, 33*(4), pp. 261–267.
- Curby, T. W., Rimm-Kaufman, S. E., & Ponitz, C. C. (2009). Teacher-child interactions and children's achievement trajectories across kindergarten and first grade. *Journal of Educational Psychology, 101*(4), pp. 912–925.
- Duncan, G. J., Dowsett, C. J., Claessens, A., Magnuson, K., Huston, A. C., Klebanov, P., Pagani, L. S., Feinstein, L., Engel, M., Brooks-Gunn, J., Sexton, H., Duckworth, K., & Japel, C. (2007). School readiness and later achievement. *Developmental Psychology, 43*(6), pp. 1428–1446.
- Durlak, J., Weissberg, R., Dymnicki, A., Taylor, R., & Schellinger, K. (2011). The impact of enhancing students' social and emotional learning: A meta-analysis of school-based universal interventions. *Child Development, 82*(1), 405–432.
- Epstein, J. (2001). *School, family, and community partnerships: Preparing educators and improving schools*. Boulder, CO: Westview.



- Ferretti, L. K., & Bub, K.L. (2017). Family routines and school readiness during the transition to kindergarten. *Early Education and Development*, 28(1), 59–77.
- Geiser, K. F., Horwitz, I. M., & Gerstein, A. (2013). *Improving the Quality and Continuity of Practice across Early Childhood Education and Elementary Community School Settings*. John W. Gardner Center for Youth and their Communities.
- Halgunseth, L. C., Peterson, A., Stark, D. R., & Moodie, S. (2009). **Family engagement, diverse families, and early childhood education programs: An integrated review of the literature**. *National Association for the Education of Young Children (NAEYC)*.
- Henderson, A. T., & Berla, N. (1994). *A new generation of evidence: The family is critical to student achievement*. Washington, DC: Center for Law and Education.
- Hubbell, R., Plantz, M., Condelli, L., & Barrett, B. (1987). *The transition of Head Start Children into public school: Final report*, Washington, D.C.: Administration for Children, Youth, and Families.
- Kagan, S. L., & Neuman, M. J. (1998). Lessons from three decades of transition research. *The Elementary School Journal*, 98(4), 365–381.
- Kraft-Sayre, M. E., & Pianta, R. C. (2000). Enhancing the transition to kindergarten: Linking children, families, and schools. Charlottesville, VA: University of Virginia.
- La Paro, K. M., Kraft-Sayre, M., & Pianta, R. C. (2003) Preschool to Kindergarten Transition Activities: Involvement and Satisfaction of Families and Teachers. *Journal of Research in Childhood Education*, 17(2), 147–158.
- LoCasale-Crouch, J., Mashburn, A. J., Downer, J. T., & Pianta, R. C. (2008). Prekindergarten teachers' use of transition practices and children's adjustment to kindergarten. *Early Childhood Research Quarterly*, 23, 124–139.
- National Center for Early Development & Learning. (2002). **Transition to kindergarten**. *NCDEL Spotlight*, No. 35.
- National Center on Parent, Family, and Community Engagement. (2013). **Family engagement in transitions: Transition to kindergarten**. Harvard Family Research Project.
- Olson, C. B., Collins, P., Scarcella, R., Land, R., van Dyk, D., Kim, J., & Gersten, R. (2011). *The pathway project: A cognitive strategies approach to reading and writing instruction for teachers of secondary English Language Learners*. Irvine, CA: Institute of Education Sciences.

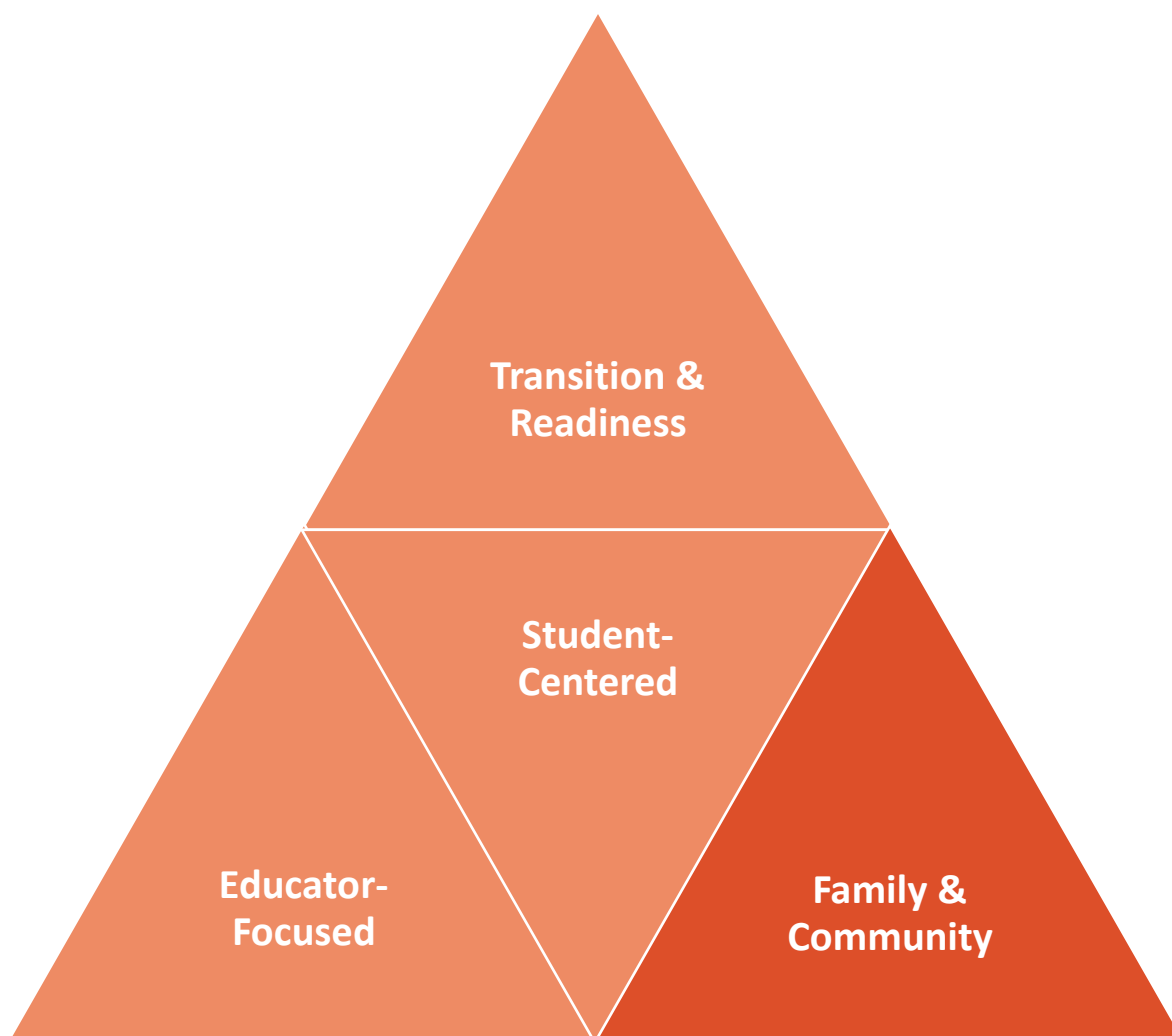
- Pianta, R. C., Cox, M. J., Taylor, L., & Early, D. (1999). Kindergarten teachers' practices related to the transition to school: Results of a national survey. *The Elementary School Journal*, 100(1), 71–86.
- Pianta, R. C., & Kraft-Sayre, M. (1999). Parents' observations about their children's transitions to kindergarten. *Young Children*, 54(3), 47–52.
- Pianta, R. C., & Kraft-Sayre, M. (2003). *Successful kindergarten transition*. Baltimore, MD: Brookes.
- Rimm-Kaufman, S. E., & Pianta, R. C. (2000). An ecological perspective on the transition to kindergarten: A theoretical framework to guide empirical research. *Journal of Applied Developmental Psychology*, 21, 491–511.
- Rimm-Kaufman, S. E., Pianta, R. C., & Cox, M. J. (2000). Teachers' judgments of problems in the transition to kindergarten. *Early Childhood Research Quarterly*, 15, 147–166.
- Sayre-Kraft, M. E., & Pianta, R. C. (2000). *Enhancing the Transition to Kindergarten Linking Children, Families, and Schools*. Charlottesville: University of Virginia, National Center for Early Development and Learning Kindergarten Transition Studies.
- Schulting, A. B., Malone, P. S., & Dodge, K. A. (2005). The effect of school-based kindergarten transition policies and practices on child academic outcomes. *Developmental Psychology*, 41(6), 860–871.
- Souto-Manning, M., & Swick, K. J. (2006). Teachers' beliefs about parent and family involvement: Rethinking our family involvement paradigm. *Early Childhood Education Journal*, 34(2), 187–193.
- Storch, S. A., & Whitehurst, G. J. (2002). Oral language and code-related precursors to reading: Evidence from a longitudinal structural model. *Developmental Psychology*, 38, 934–947.
- Tran, H., & Winsler, A. (2011). **Teacher and center stability and school readiness among low-income, ethnically diverse children in subsidized, center-based child care.** *Children and Youth Services Review* 33, 2241–2252.
- Sullivan-Dudzic, L., Gearns, D. K., & Leavell, K. (2010). *Making a Difference: 10 Essential Steps to Building a PreK–3 System*. Thousand Oaks: Corwin Press.
- Uvaas, T., & McKeivitt, B. (2013). Improving transitions to high school: a review of current research, *Preventing School Failure*, 57(2), 70–76.

Van Voorhis, F. L., Maier, M. F., Epstein, J. L., Lloyd, C. M., & Leuong, T. (2013). *The impact of family involvement on the education of children ages 3 to 8: A focus on literacy and math achievement outcomes and social-emotional skills*. New York, NY: Center on School, Family and Community Partnerships, MDRC.

Weiss, H., Caspe, M., & Lopez, M. E. (2006). **Family involvement in early childhood education.** *Family Involvement Makes a Difference*, 1 (Spring).

---

FAMILY AND COMMUNITY PRACTICES AND STRATEGIES



---

### Family Engagement\*\*

Family engagement is a promising practice. Family engagement involves two-way communication in which families and educators come together as equal partners to engage in decision-making processes. Family engagement with mathematics, beginning in the early years and continuing throughout a student's schooling, greatly influences the student's mathematical understanding and positive feelings about mathematics, among other aspects of education. Family engagement has numerous benefits to the student, including his or her mathematical efficacy. The more parents and caregivers understand their role in supporting mathematics, the more successful they can be in preparing their children for successful mathematics experiences and learning.

Family engagement involves collaboration between families and schools toward increasing student success. Family engagement can occur during the school day (within the school building or outside of school), within families' homes, or within the community. LAP funding may support family engagement programs to improve the academic outcomes of participating students. The following menu entry provides a robust list of research-based practices and possibilities, including family engagement coordinators and modeling instructional strategies families can provide at home.

### Practice Possibilities—Ideas to Consider When Planning

- Create a culturally responsive family leadership program and invite families to join the school-improvement planning process. To ensure joint decision-making, ask families to make recommendations to support and promote family engagement practices.
- Provide a space within the school where educational staff can support families and students in mathematics. This space could be available for families to convene before, during, and after school. For example, invite families to participate in number talks in the library after school.
- Create a plan to host monthly family mathematics events. These events should have targeted mathematics goals and provide time for families to practice mathematical skill building. When possible, provide tips/materials for families to continue practicing the mathematics strategies learned at the event at home.
- Create mathematics games for students to play at home. Families can support development of mathematical ideas by playing the games.
- Establish a home visit program where educators engage families. Family preference should determine if visitations occur in the home or at another mutually agreeable location. Home visits present educators with opportunities to develop authentic and meaningful relationships with families.

- Provide educators with professional learning opportunities on the effective use of funds of knowledge. Funds of knowledge are the knowledge and skills a student learns from their family and cultural background. Apply this learning when designing school policies, mathematics instruction, family engagement activities, and volunteer opportunities.
- Use technology to support positive ongoing communication with families. Take a photo with each student on the first day of school and share it with the family. Continue to send positive visual updates bi-weekly/monthly on students engaging in mathematics activities. Use screen captures or SmartBoard captures to record students solving a math problem. Send this to families asking the student to share the solution.

### Demographic Considerations—Student Factors to Consider When Planning

- Students without immediate family members in their lives, such as students experiencing homelessness or students in transitional situations, should be welcome to participate in family engagement activities and be encouraged to invite friends or other persons they consider family.
- Families with adverse experiences in schools may require prolonged and intentional positive feedback from school staff before the family will engage in regular, meaningful communication with the school.
- Students with negative feelings about mathematics benefit from seeing family members and other trusted adults engaging in mathematics and expressing positive attitudes about mathematics.
- Family mathematics support results in students being more likely to complete high school and go on to college.
- Family engagement in schools starts to decrease as early as grade 3.
- Families who are learning English as an additional language benefit from personal invitations, translation services, and guided support.
- Migratory families benefit from information about the school, community, and services their children could receive as they may be new to the area and unsure how to access resources.
- Students and families from American Indian/Alaska Native communities may benefit from Title VI—Indian Education funded support services.
- Students and families from American Indian/Alaska Native communities may benefit by participating in extra-curricular Tribally sponsored events like read-arounds, pow wows, culture nights, youth leadership programs, Tribal Journeys/canoe families, etc.

### Strategies for Implementation—Success Factors to Consider When Planning

- Welcome all families. Create a family friendly school learning community that is inviting and authentic.
- Focus on getting to know students and families during home visits.
- Communicate positively about mathematics with a belief that all students are mathematicians by promoting a learning environment in which mistakes are expected, celebrated, respected, and used as learning opportunities.
- Consider ways to provide workshop and family night information to those who could not attend: podcasts, online videos, and other formats aligned with parent resources at home.
- Advertise events through multiple modalities: personal invitations in the family’s home language, emails, social media, phone messages, and postcards.
- Establish a positive relationship with families during the first few weeks of school by making phone calls and using authentic outreach efforts.
- Hire a family/community liaison to explicitly connect and communicate with families about the resources available within the community.
- Design support for families around mathematical skills, homework, student progress-monitoring, and conversations about school and learning.
- Communicate using the family’s home language when sharing information about events, expectations, and available resources and materials.
- Give families timely notice and schedule flexible meeting times that would allow families with irregular working schedules more opportunities to participate.
- Identify families where English is not the home language and provide interpreters at events to support these families.
- Design activities and games for students to take home and play with their families.

### Resources—Tools for Planning

- Harvard: [Harvard Family Research Project, A Dual Capacity-Building Framework for Family-School Partnerships](#), and [HarvardX – Introduction to Family Engagement in Education](#)
- National Network of Partnership Schools: Dr. Joyce Epstein, [Six Types of Involvement: Keys to Successful Partnerships](#) and [PTA National Standards for Family-School Partnerships Assessment](#)

- OSPI: [Family Engagement Resource List](#), [WA State Title I, Part A website](#), [Funds of Knowledge and Home Visits Toolkit](#)
- REL: Toolkit of Resources for Engaging Families and the Community as Partners in Education [Part 1](#), [Part 2](#), [Part 3](#), [Part 4](#)
- [National Association for the Education of Young Children: Engaging Diverse Families](#)
- [Washington State Family and Community Engagement Trust](#)
- [High Expectations](#)

### Supporting Research

Families can and do make a difference in the academic and social-emotional lives of students. School-based family engagement efforts can have a positive impact on K–12 student academic achievement (Jeynes, 2012). However, effective family engagement practices ultimately support improved student academic and non-academic outcomes (Casper & Lopez, 2006). “When schools build partnerships with families that respond to their concerns and honor their contributions, they are successful in sustaining connections that are aimed at improving student achievement” (Henderson & Mapp, 2002, p. 8).

Family engagement strategies are built on the foundation that:

- All families have goals and dreams for their children.
- All families have the capacity to support a child’s mathematics outcomes.
- All families and educators are equal partners.
- Educational leaders are responsible for engaging in partnerships (Henderson, Mapp, Johnson, & Davies, 2007).

The Washington State Governor’s Office of the Education Ombuds (OEO) recommends developing and sustaining meaningful, culturally responsive school and family partnerships. The [OEO Family and Community Engagement Recommendations \(2016\)](#) highlights the importance of genuine, authentic relationships between diverse groups of families, educators, and community members to support student success in schools.

Family and community *engagement* strategies are more inclusive than *involvement* strategies. Consider the following (Mapp & Kuttner, 2013):

- Involvement means to include as a necessary condition. Involvement strategies tend to coincide with meeting requirements and lack a true partnership. Family and community involvement strategies often result in **one-directional communication**. This looks and feels like educators passing on information to families.



- Engagement means to pledge or to make an agreement. Engagement strategies work to develop relationships and to build trust. Family and community engagement strategies ignite **two-way communication** and bring families and educators together as equal partners in the decision-making processes. This looks and feels like teamwork.

Communication with families is vital to promote collaboration between students' home and school settings, and provides the direct benefit of increased student achievement. However, barriers can and do exist that limit effective communication with families. Schools need to consider socio-economic conditions, cultural and linguistic factors, disability-related needs, and other family characteristics when strategizing how to overcome barriers to effective communication and collaboration with families (Drummond & Stipek, 2004; Cheatham & Santos, 2011; Tucker & Schwartz, 2013). Schools should make a considerable effort to promote collaboration by using multiple means of communication (Graham-Clay, 2005; Cheatham & Santos, 2011). Often families only receive communication from the school when their child has done something wrong. The perspectives of families with a history of negative interactions with the school can inform communications plans if their input is valued (Tucker & Schwartz, 2013). Effective two-way communication with families can be implemented in a variety of ways to strengthen collaboration between school and home.

It is important to have a well-organized family engagement plan around partnership with families (Epstein & Salinas, 2004). Family and community engagement can include a variety of activities and events. When planning family and community activities/events, it is important to include and invite families and community members in all aspects of planning and implementation stages (OEO, 2016). Joint decision-making and responsibility are key components to successful partnerships. When planning events, it is also important to have targeted learning goals and time for participants to practice and receive feedback on the desired outcomes. For example, the learning goal of a mathematics event may be to provide families with shared strategies to support counting and cardinality activities at home. This event would be designed to provide strategies, examples of the strategy in use, and time for family and community participants to practice and receive feedback on implementing these strategies (Mapp & Kuttner, 2013).

Home visits can be beneficial for all students K–12, especially for new-comers to a district and for those transitioning into a new building. These meetings can occur before the school year begins, and they can take place in the student's home or at an agreed-upon location in the community. As families and educators meet for the first time, these conversations should not be an overload of information based on expectations and rules. Instead, these meetings should be conversational and focused solely on the child. One question educators can ask families to

start these conversations would be: “What are your hopes and dreams for your child?” It is important for families and educators to build a foundation of trust and respect.

One example of home visits could occur at the beginning of the school year when kindergarten teachers meet with families and early learning providers to talk about each child’s strengths and needs. The [Washington Kindergarten Inventory of Developing Skills](#), or [WaKIDS](#), brings families, educators, and early learning providers together to support each child’s learning and transition into public schools. These meetings are beneficial to students, families, and educators and can take place in neutral locations. They can also increase student attendance and family participation in additional school activities and events (Mapp & Kuttner, 2013).

When parents engage with their children in mathematics-related activities, it positively affects their mathematics achievement. Specifically, there are positive effects when parents actively support their children’s mathematical development at home. Among other things, parents can be supportive by playing mathematics-related games with their children at an early age, providing real-life experiences that involve mathematics (money, shopping, cooking, pointing out the use of numbers in signs, etc.), assisting with homework, and by expressing positive attitudes toward the learning of mathematics. Family engagement strategies involving learning activities at home are more likely to have a positive effect on both student achievement and social-emotional development (Voorhis, Maier, Epstein, & Lloyd, 2013).

As with reading, an early positive start in mathematics helps students obtain and maintain grade-level understanding of the mathematics taught. For this reason, parent engagement in numeracy activities is critically important in the young years. In a meta-analysis of six longitudinal data sets, Duncan et al. (2007) found that kindergarten entry-level numeracy skills have the greatest predictive power of later mathematics achievement. This would indicate that parental engagement with their children in numeracy games and activities is significant for their later achievement. Examples of more complex activities would involve thinking about strategies to work with number operations and comparing numbers rather than just learning the counting sequence or counting objects.

Studies show similar support for parent engagement at higher grades. Cai, Moyer, and Wang (1997) found that middle school students with more supportive parents demonstrated higher mathematics achievement and more positive attitudes toward mathematics than those parents who have minimal engagement with supporting mathematics. Particularly with this age group, parents who serve as motivators, resource providers, and monitors occupied roles that were the most important predictors of students’ mathematics achievement.

Research supports the notion that family engagement opportunities need to specifically increase family awareness of mathematics learning. Research suggests that a parent’s feelings

of efficacy in a particular content area are tied to his or her level of involvement (Hoover-Dempsey, Bassler, & Brissie, 1992). Parents report engaging with their children more often in English language arts than in mathematics due to their sense of efficacy in these subjects (Epstein, 2005). Schools should, therefore, partner with families to support parents' sense of efficacy in mathematics as a strategy to support students' learning of mathematics. Well-designed family engagement programs "should be ongoing, culturally relevant, responsive to the community, and target both families and school staff" (O'Donnell & Kirkner, 2014).

As schools/districts review student outcome data, it is important to include families and community members that represent the diversity of the school. Team members should represent the demographic needs of all students. Data-based decision-making and goal setting improve when educators and community members work together. One suggestion is to have an action team for partnerships (Epstein & Salinas, 2004). An action team should consist of teachers, administrators, parents, and community partners, and be proactively connected to the school council or school improvement team. The focus of the partnership is to promote student success, develop the annual plans for family engagement, evaluate family engagement, and develop activities to include all families in the school community.

## References

- Cai, J., Moyer, J. C., & Wang, N. (1997). Parental roles in students' learning of mathematics. *Annual Meeting of the American Educational Research Association*. Chicago, IL.
- Caspe, M., & Lopez, E. M. (2006). Lessons from family-strengthening interventions: Learning from evidence-based practice. *Harvard Family Research Project*.
- Cheatham, G. A., & Santos, R. M. (2011). Collaborating with families from diverse cultural and linguistic backgrounds: Considering time and communication orientations. *Young Children*, 66(5), 76–82.
- Drummond, K.V. & Stipek, D. (2004). Low-income parents' beliefs about their role in children's academic learning. *Elementary School Journal*, 104(3), 197–213.
- Duncan, G. J., Dowsett, C. J., Claessens, A., Magnuson, K., Huston, A. C., Klebanov, P., Pagani, L. S., Feinstein, L., Engel, M., Brooks-Gunn, J., Sexton, H., Duckworth, K., & Japel, C. (2007). School Readiness and Later Achievement. *Developmental Psychology*, 43(6), 1428–1446.
- Epstein, J. L. (2005). A case study of the partnership schools comprehensive school reform model. *The Elementary School Journal*, 106(2), 151–170.
- Epstein, J. L., & Salinas, K. C. (2004). Partnering with families and communities. *Schools as Learning Communities*, 61(8), 12–18.

- Graham-Clay, S. (2005). Communicating with parents: Strategies for teachers. *School Community Journal*, 16(1), 117–129.
- Henderson, A. T., & Mapp, K. L. (2002). *A new wave of evidence: The impact of school, family, and community connections on student achievement*. Annual Synthesis 2002. *National Center for Family and Community Connections with Schools*.
- Henderson, A. T., Mapp, K. L., Johnson, V. R., & Davies, D. (2007). *Beyond the Bake Sale*. New York: The New Press.
- Hoover-Dempsey, K. V., Bassler, O. C., & Brissie, J. S. (1992). Explorations in parent-school relations. *Journal of Educational Research*, 85(5), 287–294.
- Jeynes, W. (2012). *A meta-analysis of the efficacy of different types of parental involvement programs for urban students*. *Urban Education*, 47(4), 706–742.
- Johnson, E. (2016). Funds of Knowledge and Home Visits Toolkit: <http://www.k12.wa.us/MigrantBilingual/HomeVisitsToolkit/default.aspx>. June 14, 2016.
- Mapp, K. L., & Kuttner, P. J. (2013). *Partners in education: A dual capacity-building framework for family-school partnerships*. Austin, TX: SEDL.
- O'Donnell, J., & Kirkner, S. L. (2014). The impact of a collaborative family involvement program on Latino families and children's educational performance. *School Community Journal*, 24(1), 211–234.
- OEO: The Washington State Governor's Office of the Education Ombuds (Prepared with Input from the Educational Opportunity Gap Oversight and Accountability Committee). (2016). *Family and Community Engagement Recommendations* (Report to the Legislature, In Response to SSHB 1408).
- Pinkham, A. and Neuman, S. (2012). Early Literacy Development. In B. H. Wasik (Ed.), *Handbook of family literacy*, 2e. 23–37. New York, New York, NY: Routledge.
- St. Clair, L., Jackson, B., & Zweiback, R. (2012). Six years later: Effect of family involvement training on the language skills of children from migrant families. *School Community Journal*, 22(1), p. 9–19.
- Tucker, V., & Schwartz, I. (2013). Parents' perspectives of collaboration with school professionals: Barriers and facilitators to successful partnerships in planning for students with ASD. *School Mental Health*, 5(1), 3–14.

- Van Voorhis, F. L., Maier, M., Epstein, J. L., & Lloyd, C. M. (2013). *The impact of family involvement on the education of children ages 3 to 8: A focus on literacy and math achievement outcomes and social-emotional skills*. (No. 2013–30). New York, NY.
- Waldner, H. M. (2004). Family fun night: When stories come alive! *Odyssey: New Directions in Deaf Education*, 5(2), 32–33.
- Wasik, B. H., & Herrmann, S. (2004). Family literacy: History, concepts, and services. In B. H. Wasik (Ed.), *Handbook of family literacy*, 3–22. Mahwah, NJ: Lawrence Erlbaum.
- Wessels, S., & Trainin, G. (2014). *Bringing literacy home: Latino families supporting children's literacy learning*. *Faculty Publications: Department of Teaching, Learning and Teacher Education*. Paper 160.

---

### Community-Based Student Mentors

Community-based student mentoring is research-based. It is defined as a positive relationship between a non-parental adult (or older youth) to a younger child or youth. Community-based mentoring usually takes place outside the school day with longer sessions and strong mentor-mentee relationships built over time. School-based mentoring occurs during the school day with shorter sessions and mentor-mentee relationships lasting a year or more. Mentoring relationships are typically 1:1. The structure of the mentoring experience requires goal setting and may include a variety of social, cultural, and academic activities.

Community-based student mentors can support mathematical development for students who have not yet met mathematics standards. Students can benefit from relationships with community-based mathematics mentors. The mentors can help students: 1) see how mathematics are used in their professional work, 2) understand and apply the mathematical concepts they are learning in school, and 3) understand the value of persistence when their mentors show how they approach solving mathematical problems. Community partnerships funded with LAP funds must have a focus of supporting LAP students.

### Practice Possibilities—Ideas to Consider When Planning

- Utilize existing STEM community connections to identify potential mathematics mentors.
- Tie in to various career exploration programs to help align students' interests with available mentors.
- Engage mentors to help identify interesting mathematics problems for students to address in their classes.
- Utilize services like Volunteers of America to help coordinate and source potential mentors.
- Connect with local libraries, faith-based organizations, and community youth outreach programs to find, train and use adult non-parental mentors who will then connect with identified students who would benefit from a mentor-mentee relationship.
- Partner with Boys and Girls Club and provide transportation after school to support mathematics mentoring programs.

### Demographic Considerations—Student Factors to Consider When Planning

- Middle and high school students might receive the highest benefit in terms of learning how mathematics is applied in various professional careers and jobs.
- Elementary students who need support in mathematics can thrive in the context of support and encouragement from a caring, trusted adult.

- First generation college-bound students benefit from a mentor relationship not just for mathematics support, but also from learning about habits of mind, self-efficacy, and other success strategies for a college transition. Additional guidance about the process of entering college, including applying for financial aid, identifying colleges of interest, and completing college applications is also important and can help motivate students who have not yet met standard to see a path to advanced learning.
- Students who are at-risk of dropping out benefit from a relationship with a mentor who has skills and experience with at-risk students.
- Students who may need a positive adult role model (for various reasons) and are struggling to meet mathematics standards.

#### Strategies for Implementation—Success Factors to Consider When Planning

- Provide information to mentors about what students are learning in their mathematics classes and opportunities for the student's teacher and mentor to communicate.
- Provide professional learning opportunities to mentors to ensure they understand the Washington State K–12 Learning Standards in Mathematics and how to support students in their efforts to learn mathematics. Ensure the mentors understand that mathematics success is not about speed or fast recall of facts, but rather about reasoning, conceptual understanding, and perseverance.
- Build an awareness of the importance of positive messages about mathematics.
- Use student-identified professions and interests, like biotechnology, health care, sports, industrial design, and others where mathematics is used and seek mentors in those career fields.
- Provide students with a choice of mentors to help increase engagement.
- Ensure activities are developmentally appropriate.
- Seek parent permission and involve parents in creating goals and activities.
- Provide mentors and mentees regular opportunities to meet and to participate in shared activities over an extended period of time.
- Encourage mentors and mentees to set goals and consistently revisit and adjust goals.
- Mentors and mentees need opportunities to meet and participate in shared activities on a regular basis over an extended period of time.
- Mentoring programs should carefully screen mentors, thoughtfully match mentors and mentees, and provide training for the mentors.

- Mentor programs should utilize a paid mentor coordinator who coordinates activities, communicates with families, and recruits/trains/supports mentors.

#### Resources—Tools for Planning

- University of Kansas Community for Health and Development: *The Community Toolbox*
- **MENTOR: National Mentoring Partnership**
- **Mentoring Works Washington**
- **National Mentoring Resource Center**
- Education Northwest: **Institute for Youth Success, Mentor/Mentee Training and Relationship Support Resources, and Youth Mentoring Program Planning and Design Resources**

#### Supporting Research

Mentoring is defined as a positive relationship between a non-parental adult or older youth to a younger child or youth (Gordon et al., 2009). Mentoring programs may be broadly categorized as school-based or community-based. In school-based mentoring, mentors typically meet with mentees one-on-one during or after the school day and engage in both academic and non-academic activities. Community-based mentoring occurs outside of the school context. Community-based mentoring sessions are typically longer than school-based mentoring activities, and community-based mentor-mentee relationships often are longer in duration than school-based matches (Herrera et al., 2011).

Mentoring experiences can take many forms. The structure of the mentoring experience is often influenced by the goals of the mentoring program and may include a variety of social, cultural, and academic activities. Mentors and mentees may spend time studying and going to local events, but may also spend time navigating issues for the mentee such as problems with time management, conflicts with a teacher, relationship issues, or family problems (Larose et al., 2010). The types of activities may vary based on the age and needs of the mentee. “In late adolescence activities focused on personal and professional identity, autonomy, time and relationship management, and skills development are believed to meet the needs shared by many young people. Mentoring program managers must ensure that the objectives of their programs and the nature of the activities in these programs strongly reflect the developmental needs of their clientele” (Larose et al., 2010, p. 138).

The school-based mentoring relationship can provide students with a more positive experience and outlook on school. Studies show that participation in school-based activities increases students’ sense of school belonging and liking (Eccles & Barber, 1999; Grossman et al., 2002). This experience may, in turn, lead to improved attendance and academic performance. Studies



have found positive associations between school-based mentoring and academic performance (Diversi & Mecham, 2005; Hansen, 2007), self-perceptions of academic abilities (Bernstein, Dun Rappaport, Olsho, Hunt, & Levin, 2009), and attitudes toward school (Karcher, Davis, & Powell, 2002; King, Vidourek, Davis, & McClellan, 2002; Portwood & Ayers, 2005).

Both school-based and community-based mentoring have been found to have a positive effect on student academic outcomes. In a study of middle school African American students, researchers found an Afrocentric mentoring program to be effective in fostering academic achievement and success in the participating mentees (Gordon et al., 2009). In a five-month Big Brothers Big Sisters school-based mentoring program, mentees experienced modest short-term academic gains (Herrera et al., 2011).

Other important benefits include: improved self-esteem levels, better relationships with other adults, more clarity in both academics and future college and career outlook (Community Tool Box, 2016). Community mentoring programs offer innovative options for both mentor and mentees by building partnerships that may lead to valuable life skills. Mentor programs can break down stereotypes, promote teamwork, and help create a culture of community diversity.

Research shows that to build lasting and effective community mentoring programs, specific factors must be considered. Community partners must be identified and approached to determine commitment level, willingness to contribute financially, and ability to assist in finding and training mentors. Next, youth recipients of mentoring need to be approached and connected with the “best fit” mentor. This step is critical to the success of not only the mentor/mentee relationship, but also the program as a whole. These relationships take hard work, open minds, flexibility, and a promise to communicate and problem solve as a team (Community Tool Box, 2016).

Trust is the final factor when building a lasting community mentoring program. Trust among the stakeholders; trust between the mentor and mentee; and trust in the process. Young people often have trust issues with adult authorities; therefore, mentors need to be sensitive to this possibility and be willing to build the relationship slowly. Open communication, consistency, and positive encouragement are key to building trust while also promoting responsible feelings and actions.

The above elements combined with the principles of mentoring outlined in *The Elements of Effective Practice for Mentoring* will ensure a quality program that will instill confidence in the youth who are served. These principles (listed below) should be the foundation upon which any fruitful program is built.

Principle	Description
Recruitment	Recruit mentors and mentees by relaying a realistic description of the program's elements and goals.
Screening	Screen mentors and mentees to determine commitment, time and personal characteristics needed to form a lasting relationship.
Training	Training must focus on ensuring that prospective mentors, mentees, and their parents or guardians have the basic knowledge, attitudes, and skills needed to build a safe and effective relationship.
Matching	Matching helps create appropriate mentoring relationships by using strategies most likely to increase the odds that the relationship will be safe and effective.
Monitoring and Support	Monitoring and support are critical to mentoring as relationships develop and need to be adjusted to changing needs. Support may also include additional training when needed.
Closure	Closure is a normal stage in a mentoring relationship, and mentors and mentees should be able to prepare for closure and reflect upon their experience with the relationship.

These principles are the pillars of community-based mentoring programs that will impact students academically, emotionally, and socially.

### References

Bernstein, L., Dun Rappaport, C., Olsho, L., Hunt, D., & Levin, M. (2009). *Impact evaluation of the U.S. Department of Education's student mentoring program*. Washington, D.C.: National Center for Education Evaluation and Regional Assistance, Institute of Education Sciences, U.S. Department of Education.

Community Toolbox. (2016). University of Kansas. *Work Group for Community Health and Development*, 1–33.

- Diversi, M., & Mecham, C. (2005). Latino(a) students and Caucasian mentors in a rural afternoon program: Towards empowering adult-youth relationships. *Journal of Community Psychology*, 33(1), 31–41.
- Eccles, J. S., & Barber, B. L. (1999). Student council, volunteering, basketball, or marching band: What kind of extracurricular involvement matters? *Journal of Adolescent Research*, 14(1), 10–43.
- Gordon, D. M., Iwamoto, D. K., Ward, N., Potts, R., & Boyd, E. (2009). Mentoring urban black middle school male students: Implications for academic achievement. *The Howard University Journal of Negro Education*, 78(3), 277–289.
- Herrera, C., Grossman, J. B., Kauh, T. J., & McMaken, J. (2011). Mentoring in schools: An impact study of Big Brothers Big Sisters school-based mentoring. *Child Development*, 82(1), 346–361.
- Karcher, M. J., Davis, C., III, & Powell, B. (2002). The effects of development mentoring on connectedness and academic achievement. *School Community Journal*, 12(2), 35–50.
- King, K. A., Vidourek, R. A., Davis, B., & McClellan, W. (2002). Increasing self-esteem and school connectedness through a multidimensional mentoring program. *Journal of School Health*, 72(7), 294–299.
- Larose, S., Cyrenne, D., Garceau, O., Brodeur, P., & Tarabulsy, G. M. (2010). The structure of effective academic mentoring in late adolescence. *New Directions for Youth Development* 126, 123–140.
- Ohio Department of Education. (n.d.). [Ohio Community Collaboration Model for School Improvement: Implementation Guide, Version 2.](#)
- Ohio Department of Education. (n.d.). [Partnering with families to improve students' math skills \(K–5\).](#)
- Portwood, S. G., & Ayers, P. M. (2005). Chapter 22: Schools. In D. DuBois, & M. J. Karcher (Eds.), *The SAGE program on applied developmental science: Handbook of youth mentoring*. Thousand Oaks, CA: SAGE Publications, Inc.
- Ryan, S., Whittaker, C. R., & Pinckney, J. (2002). A school-based elementary mentoring program. *Preventing School Failure*, 46(3), 133–138.
- Sheldon, S. B., Epstein, J. L., & Galindo, C. L. (2010). Not just numbers: Creating a partnership climate to improve math proficiency in schools. *Leadership and Policy in Schools*, 9(1), 27–48.

## Implementation

### BACKGROUND, RESEARCH, AND IMPLEMENTATION FIDELITY

The math menu was created to guide schools and districts as they develop supports and services for students who have not yet met standard in mathematics. It is critical to ensure best practices are used to design intensive intervention plans for students. These plans need to be implemented with fidelity because even proven practices, when poorly implemented, can fail to raise student educational outcomes.

Often, the word *fidelity* is viewed negatively; however, the LAP team encourages approaching fidelity in a similar manner as integrity or commitment. Implementation fidelity is about delivering an intervention as it was intended to be delivered according to the implementation team's plan.

The panel of experts recognizes there are a number of steps that must be taken to ensure the practices within the menus are implemented with fidelity across the state. Using implementation science is optional. This information is provided as a resource for buildings and districts.

### Active Versus Passive Implementation

New practices are implemented at the district/building level each year. Some are implemented with success, while others are not. All too often, promising innovations and practices are abandoned after just a year or two because the expected results were not actualized and the best practice was viewed as ineffective. But, was the *practice* ineffective or was *implementation* ineffective?

As schools/districts select practices from the menu, the implementation plan—and the degree to which the plan is delivered—is key to successfully achieving the desired student outcomes. Active implementation is the direct result of action driven teams, purposeful planning, and systematic improvement cycles.

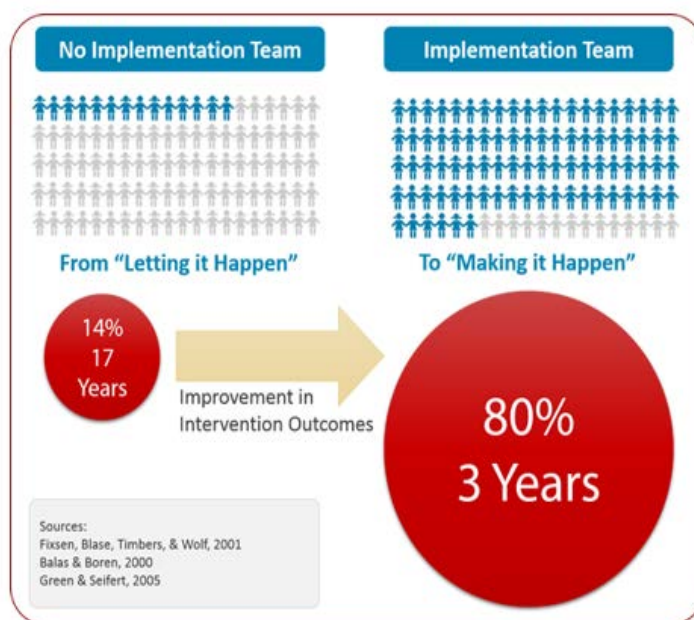


Figure 3. Used with Permission National Implementation Research Network.

Figure 3 displays both passive and active implementation. When passive implementation occurs, it takes approximately 17 years to accomplish trivial results (14 percent). Whereas with active implementation, teams can move toward full implementation (with 80 percent effectiveness) in three years.

---

### Implementation Science

Implementation science provides a framework to support the implementation of best practices in education. Implementation science values local conditions and context-specific issues with the assumption that one size will not fit all. Full implementation of best practices takes purposeful planning and time. Implementation science includes a systematic process to ensure full implementation is actualized. The frameworks include the what, how, and who to assist implementation teams with the process. The most effective implementation teams consist of decision makers and practitioners across the system to develop and review systematic improvement cycles.

The National Implementation Research Network (NIRN) focuses on active implementation. The Active Implementation Hub (AI Hub) is a free resource available to schools/districts who want to deepen their understanding of implementation science and the power of active implementation. Modules on the AI Hub provide an overview of active implementation and include implementation drivers, teams, stages, improvement cycles, usable interventions, and fidelity checklists.

---

### Plan, Do, Study, Act

The *Plan, Do, Study, Act* approach in implementation and improvement science, and the *Plan, Do, Check, Act* approach in Lean organizations, are iterative improvement cycles that support active implementation. Iterative cycles are repetitive and use a trial and learning approach. In each cycle, implementation teams plan, provide the intervention, review the results, and identify areas for improvement. These teams review student outcomes and adult behaviors, specifically identifying if the intervention was delivered as intended by the plan; then, teams identify specific actions to improve the plan.



Figure 4. Image used with permission from the National Implementation Research Network.

With each improvement cycle, implementation teams learn what went well and what needs to be adjusted to deliver the intervention more effectively in order to benefit student outcomes. Over the course of three active improvement cycles, the effectiveness of an intervention generally reaches 80 percent effectiveness.

Each phase of the *Plan, Do, Study, Act* cycle guides implementation teams:

- **Plan**-Implementation teams identify purpose, desired outcomes, and success criteria for implementation. Teams identify data and progress monitoring tools that will be used to measure the success of the intervention, who is responsible for collecting data, and when data will be collected and reviewed. Teams will identify challenges that may impact implementation (e.g., transportation, staffing, etc.) and specify how to move interventions forward.
- **Do**-Implementation teams execute the intended intervention plan. Educators complete intended outcomes according to the plan and collect data to ensure the intervention support was delivered.
- **Study**-Implementation teams reflect on the execution of the intended intervention plan. Teams review success criteria and outcomes. Reflective discussions include: what went well, what can be improved, and what unexpected barriers or surprises occurred.
- **Act**-Implementation teams apply learning to identify action steps to improve the process. Teams make targeted adjustments to the original plan to impact student outcomes. Implementation teams use these action steps to begin planning for the next cycle.

Improvement cycles vary in length. The improvement cycle may span across a single school year or for a specific amount of time (such as a quarter, trimester, or semester). Rapid improvement cycles generally range from 30–90 days. Implementation teams should discuss and determine which cycle is best to use with the intervention they are implementing.

The LAP team and panel of experts understand that using implementation science is optional.

## References

- Carroll, C., Patterson, M., Wood, S., Booth, A., Rick, J., & Balain, S. (2007). A conceptual framework for implementation fidelity. *Implementation Science*, 2(1).
- Fixsen, D. (2012). *Implementing Literacy Programs to Improve Student Achievement*. U.S. Department of Education.
- Klingner, Janette K, Boardman, Alison G., & McMaster, Kristen L. (2013). What Does It Take to Scale Up and Sustain Evidence-based Practices? *Exceptional Children*. 79(2). 195–211.

## DISTRICT AND BUILDING RESOURCES FOR IMPLEMENTATION

**AI Hub** is a web-based resource that has been developed and maintained by the State Implementation and Scaling-up of Evidence-based Practices Center (SISEP) and NIRN at The University of North Carolina at Chapel Hill's Frank Porter Graham Child Development Institute. *Implementation Science Modules and Lessons* are available to assist implementation teams. The modules provide self-paced content, activities, and assessments that are designed to promote the knowledge and practice of implementation science and *scaling-up*, improving and expanding the impact of, best practices.

### The Hexagon Tool Exploring Context

The Hexagon Tool can be used as a planning tool to evaluate evidence-based programs and practices during the Exploration Stage of Implementation.

See the Active Implementation Hub Resource Library  
<http://implementation.fpg.unc.edu>

EBP:			
5 Point Rating Scale: High = 5; Medium = 3; Low = 1. Midpoints can be used and scored as a 2 or 4.			
	High	Med	Low
Need			
Fit			
Resource Availability			
Evidence			
Readiness for Replication			
Capacity to Implement			
<b>Total Score</b>			

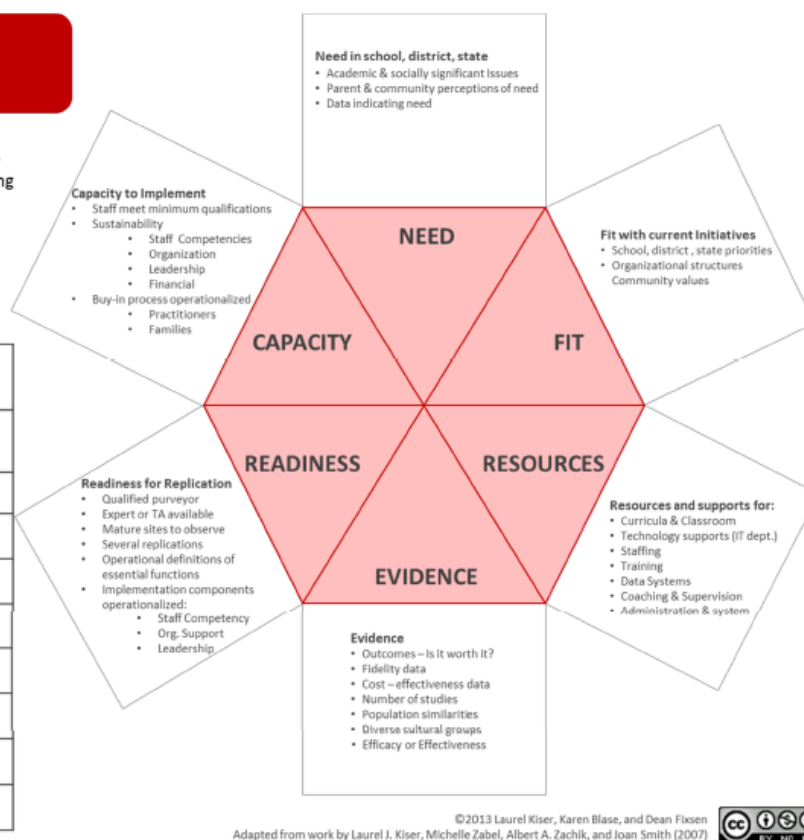


Figure 5. Image used with permission from the National Implementation Research Network.

One tool within the AI Hub is the Hexagon Tool. The **Hexagon Tool** can help states, districts, and schools appropriately select evidence-based instructional, behavioral, and social-emotional interventions and prevention approaches by reviewing six broad factors in relation to the program or practice under consideration. NIRN developed the **Hexagon Discussion and Analysis Tool** for Implementation Teams to guide deeper discussions and address unique needs.

NIRN provides a **glossary** of terms for educators who are new to implementation science.



The **Carnegie Foundation for the Advancement of Teaching** is grounded in improvement science and has several resources to accelerate learning and address problems of practice. Improvement science is a systematic learning-by-doing approach. The Carnegie Foundation highlights using *Plan, Do, Study, Act* for implementation and provides a variety of resources for facilitating improvements in education, including teacher effectiveness. Resources recommended by the panel of experts for optional use are the **90-day Cycle Handbook** and the **Six Core Principles of Improvement**.

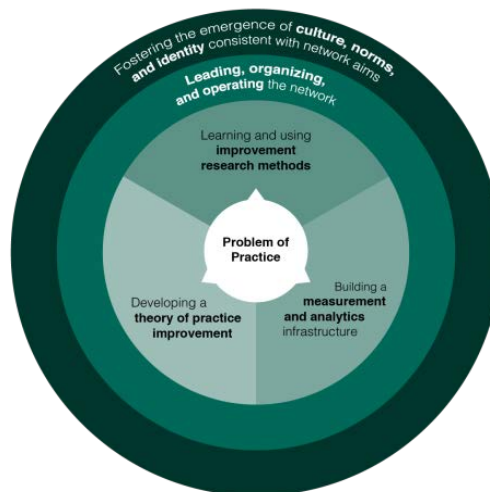


Figure 6. Image used with permission from the Carnegie Foundation.

### The Six Core Principles of Improvement

Carnegie Foundation for the Advancement of Teaching

Principles	Descriptions
1. Make the work <b>problem-specific and user-centered</b> .	Starting question: "What specifically is the problem we are trying to solve?"
2. <b>Variation</b> in performance is the core problem to address.	Focus on what works, for whom, and under what set of conditions.
3. See the <b>system</b> that produces the current outcomes.	Explore and think about <b>how local conditions shape work processes</b> . Share your <b>hypotheses</b> for change with others to help clarify your goal.
4. We cannot improve at scale what we cannot <b>measure</b> .	Include measures of key outcomes and processes to track if the implemented change is an improvement.
5. Anchor practice improvement in disciplined inquiry.	Try to use rapid cycles of <b>Plan, Do, Study, Act (PDSA)</b> to learn and improve quickly.
6. Accelerate improvements through <b>networked communities</b> .	Find other partners and share what you learn in order to be more productive.

The Carnegie Foundation provides a **glossary** of improvement science terms and network improvement communities.



## Conclusion

The math menu will be updated annually, no later than July 1 each calendar year. Interested stakeholders are invited to submit recommendations for intervention practices, along with related research references, for consideration by the expert panel for possible inclusion in subsequent menus. It is important to note that if new research emerges that disproves the effectiveness of a practice that has historically been included in this report, the practice may be removed and no longer allowed under LAP guidelines. Public comment forms are available on the [project web page](#) on OSPI's website.

## Appendices

### APPENDIX A: 2017 EXPERT PANEL AND TEAM MEMBERS

**Aaron Rumack, M.Ed., NBCT** (2017) is a K–12 math coach for the White River School District in Buckley, and he serves on the NCTM editorial panel for *Mathematics Teaching in the Middle School*. Aaron has created and taught numerous courses for Northwestern University’s *Center for Talent Development* and the University of Washington’s *Robinson Center for Young Scholars*. In 2008, Aaron was the featured middle school trainer at Janis Heigl’s International Mathematics Institute in Medellin, Colombia. He has facilitated curriculum adoptions and led professional development sessions on *Literacy Strategies for Mathematical Problem Solving*, *Dynamic Lesson Design*, and *Unit Planning for Professional Learning Communities*.

**Ann Ottmar, M.Ed., NBCT** (2016) is a P–5 Math Intervention TOSA for Cheney Public Schools. Prior to this position, she spent 14 years in the classroom in multiage settings, most recently sharing a double classroom of 55 students in grades 3, 4, and 5 at Salnave Elementary. This co-endeavor allowed Ann the opportunity to experience math learning at a range of levels as well as to hone her skills in providing intervention. Ann received her Bachelor’s degree in Elementary Education from Washington State University and her Master’s in Education, with a focus on Curriculum Integration, from the University of Washington. Ann has also earned National Board Certification in the area of Middle Childhood Generalist, and was the co-recipient of a Century Link Grant to improve math instruction through student-created video tutorials. She has co-presented on numerous topics related to student-centered learning and project based integration within the Common Core. In her current position, Ann is facilitating professional learning to help teachers and paraprofessionals expand their understanding of how students learn mathematics. In addition, she is developing a classroom-based intervention model built from a foundation of research in the areas of social emotional learning, brain-based strategies, and NCTM identified best practices.

**B. Keith Salyer, Ph.D.** (2017) teaches at Central Washington University in the Teacher Education Programs where he focuses on the preparation of K–8 candidates in early childhood education and elementary math learning methods. During his 38-years in education, Keith’s career has spanned both rural and suburban schools, working in public education with K–8 students. His educational experiences have always focused on empowering struggling learners and students attending school programs with appropriate academic supports for success. Keith has made multiple national and international presentations on his research on learning and teaching topics. Keith is very active in the education of both future teachers and the youth of today. For over a decade, Keith has been a member of his local school district’s board of directors where he continues to serve today. Keith is an active board member in the Community Accountability Board for Kittitas County Superior Courts, and serves on the multi-state range

setting team for the Smarter Balanced Assessment as well. Keith holds a B.A. in Education with a focus on Elementary and Special Education, M.A. degrees in both Special Education and Counseling Psychology, and a Ph.D. with an emphasis in teaching and learning.

**Connie Hachtel, M.Ed.** (2015–16) is an Instructional Coach at Housel Middle School, Prosser School District. Connie Hachtel has worked for the Prosser School District since 1979 both as a teacher and an instructional coach. She received her Bachelor of Arts in elementary education from Washington State University and a M.A. in Professional Development in Education from Heritage University. As a mathematics educator, she has experience as a classroom teacher and a mathematics instructional coach. She has been involved with Mathematic Helping Corps, was selected as part of the State Math Coach Cadre for five years, and is currently a Washington State Mathematics Fellow. She has begun the mathematic intervention program within her own school to help all students become successful. She has also been a professional developer for secondary mathematics within her own district working with middle and high school teachers. She is a member of Learning Forward and the Washington State Mathematics Council. In 2013, she was honored with the Golden Apple Award from the state of Washington.

**Janie Overman, M.Ed.** (2017) is a P–5 Math Teacher on Special Assignment (TOSA) for Bellingham Public Schools. In this role, Janie supports elementary schools with math curriculum adoption, provides professional development of instructional practices, and facilitates the development of a pre–K mathematics program. Janie taught middle school math for 13 years and was an elementary teacher before that in grades 1, 2, and 3. For the past six years, she has also taught Math Ed courses at Western Washington University working with preservice teachers in the Elementary Education program. Janie received a bachelor’s degree from Western Washington University and her Master of Education from City University in Seattle.

**Jennifer Burrus, M.Ed.** (2017) is the K–12 Math Instructional Facilitator for the Fife School District. This is her second year with Fife. She received her Bachelor of Arts and teaching certificate from Seattle University and her M.Ed. from University of Washington, Tacoma. Prior to working in Fife, she was a secondary math coach at Chief Leschi Schools in Puyallup and a teacher and instructional facilitator with the Tacoma School District. As a mathematics educator, she has experience as a classroom teacher and a mathematics instructional coach. She works to create systems within schools that support student success at every level. Jennifer strives to provide support to increase the conceptual understanding of mathematics. Jennifer is a huge proponent of growth mindset and works to promote that within staff and students. She is currently a Washington State Mathematics Fellow and a Mathematics District Leader with PSESD. She is a member of NCTM and the Washington State Mathematics Council.

**Lesley Maxfield, MAT** (2015–17) currently serves Spokane Public Schools as a District Math Coach. She taught grades 5 and 6 for 12 years at Roosevelt Elementary before serving as their Math Instructional Coach for 6 years. Her work with students translated into a role as Math Lab teacher and facilitator. She also has provided district professional development for a variety of content resources and pedagogy strategies. Currently, she provides professional development support for district elementary math coaches and interventionists. Lesley’s certifications include Middle Childhood Generalist Standards (MC/Gen) National Board Certification and Math Recovery® Intervention Specialist, Leader and Champion. This year she oversees the Math Recovery® training for Spokane Public Schools, which provides on-going professional development for classroom and consultant teachers to improve elementary numeracy instruction. She is focusing her intervention work supporting students at Holmes Elementary and providing collaborative support with Title I/LAP Elementary school math coaches and interventionists.

**Leslie E. J. Nielsen, Ph.D.** (2016) is the Mathematics Program Manager at Puget Sound Educational Service District where she is part of the math team supporting mathematics learning for students in 35 districts in King and Pierce Counties. Leslie has been a mathematics educator for 30 plus years, the last 18 of which have been in Washington state. She has taught students in kindergarten through college in Pennsylvania, California, Denmark, and Washington, served as the Math Specialist for the Issaquah School District for eight years, taught at the University of Washington (UW) Seattle, and coordinated the UW Secondary Teacher Education program. Leslie has provided job-embedded professional learning for districts in Washington, and edited and authored math text books and supplemental materials including extensive work with the Geometer’s Sketchpad, and co-authoring *Is Democracy Fair: The Mathematics of Voting and Apportionment*. Leslie’s research focuses on students’ mathematical thinking and understanding of quadratic functions and equations. Leslie completed her undergraduate work in mathematics and psychology at Swarthmore College, her Masters in mathematics education at California State University, Hayward, and her Ph.D. in mathematics education from the University of Washington. As a second language learner and the parent of second language learners, Leslie understands the unique challenges faced by English learners as they learn mathematics, and focuses much of her current practice helping teachers support English learners in their study of mathematics. Leslie personally understands the struggles of students as they learn mathematics because, as a young learner, she struggled to memorize math facts like  $7 \times 8$ . As a result, she (and many of her teachers) did not view her as a student who would be successful in mathematics. Luckily, she encountered a few teachers with a growth mindset who believed in her ability to learn, helped her understand the *why* of mathematics, and set the stage for her future pursuit of advanced mathematics.

**Maegan Skoubo, M.Ed., NBCT** (2016–17) is the K–12 math coach for her district. She was named ESD 113 Regional Teacher of the Year 2016. Maegan has been teaching for 13 years and has experience teaching grades 1–10. Maegan also serves as a Washington State Math Fellow and has been a content reviewer for the K–12 Open Educational Resources (OER) Collaborative, reviewing open educational math resources. She is a member of the task force that has created and continues to update the Engage NY Washington State Users Group website. Maegan is also a member of the Washington Teacher Advisory Council (WATAC), comprised of the Washington Teachers of the Year. The Washington Teacher Advisory Council is the voice of accomplished teachers advocating for student success. Maegan works with other council members to inform education decisions and influence policy, promoting equity and excellence for all.

**Matt Lemon, M.P.A.** (2015–17) conducts applied policy research for the state Legislature with a focus in education. His work in K–12 policy includes studies of innovative schools in Washington and the Learning Assistance Program, which provides academic support to students who have not yet met grade-level standards. His work in higher education has examined a scholarship program for foster youth (Passport to College Promise) and the Washington State Need Grant for low-income undergraduate students. In addition to his research, Matt is a member of the K–12 Data Governance group that oversees the development and implementation of an education data system in Washington state. Matt graduated magna cum laude from Western Washington University with a B.A. in political science and received a M.P.A. from The Evergreen State College.

**Paulette Johnson, M.S. Education** (2017) is the Superintendent of Knappa School District in Knappa, Oregon. She has spent the last 22 years working 20 years in Rainier, WA School District as an elementary principal and 2 years in Sunnyside School District as a Director of Teaching and Learning. Prior to that, she was principal and classroom teacher in Oregon and Idaho. Her educational career has spanned 40 years. Paulette has worked with OSPI’s math initiative office on math assessment building, math curriculum review and math standard settings. She has also contributed to the Digital Library, WA-Access to Instruction & Measurement (WA-AIM) math standards setting and a variety of other committees at the state level. She is a state instructional framework specialist for CEL and on the national cadre of Learning Focused Supervision trainers. Currently, she is involved with a federal grant that is coordinating transition from preschool to Kindergarten.

**Rhonda Krolczyk, M.Ed. Tech** (2017) is a 1st grade teacher at Morton Elementary. She has been teaching for 26 years, 1–8. Rhonda has done content review as well as been an item writer and range finder for the state for 4 years. She has been a part of various curriculum adoptions in the district. Rhonda has been a teacher leader for the Morton School District for 3 years. She is trained in professional learning communities and Number Talks and has facilitated a book study

with the staff at her school. She is a member of the Northwest Mathematics Council and has been a Washington State Mathematics Fellow for 4 years.

**Ryan Seidel, M.Ed.** (2016–17) is a K–12 Math and Technology Instructional Specialist at East Valley School District in Spokane. He was a National Board Certified classroom teacher for 12 years, working with a variety of students from at-risk to AP. In his current position, Ryan helps teachers with curriculum, assessment and technology, advocating for engaging and rigorous mathematical activities. Ryan graduated with a B.A. and M.Ed. from Whitworth University and is now a part-time doctoral student at Washington State University in Math and Science Education. His current research interests include STEM education, classroom discourse in mathematics, and teacher response to accountability measures.

**Tamara Smith, M.Ed.** (2015–16) is the Mathematics Education Coordinator at the Olympic ESD in Bremerton. She has worked for 10 years with teachers focusing on creating student-centered classrooms, and supporting mathematical discourse. Tamara works with OSPI and other Regional Mathematics Coordinators to develop a statewide vision of high quality mathematics instruction and implementation of the Washington State Learning Standards. Tamara received a bachelor's degree from Cornell University and her Master of Education degree from SUNY at Buffalo in New York. She is currently pursuing a Master of Education in Administration at the University of Washington.

**Tracy Orr, M.Ed., NBCT** (2016) did her masters' work 14 years ago on girls and why their feelings may change, over time, in math. Tracy has worked in the Granite Falls School District for 17 years, teaching 3rd grade highly capable, 5th grade regular education, and this is her sixth year as an alternative school math teacher. This is where she has found her passion and true goal, to help ALL students understand they can like math and be successful in it. For the district, while teaching full time, she is or has been the elementary and middle school math coach, assessment coordinator K–8 and at the alternative school, provide professional learning on the different math assessments, a mentor teacher, on the district dropout, math, instructional frameworks, instructional materials review, and clock hour committees, and co-chair of the district math textbook adoption committee. Within the state of Washington, she has participated in math test and COE range finding, performance level descriptors, item writing, content review, and EOC range finding and test mapping. Tracy wrote for the Digital Library, spoke at the Northwest Mathematics Conference, and is currently a Math Washington Core Advocate and WEA Math CCSS trainer. Nationally, she has written SBAC math problems for Smarter Balance along with McGraw-Hill, and is on the Instructional Material Evaluation Tool Committee through Student Achievement Partners. Tracy is also currently working for Measurement Incorporated scoring SBAC math test items. She has been named the Granite Falls Teacher of the Year and WASA region 109 Student Achievement Leader of the Year.

## APPENDIX B: ACKNOWLEDGEMENTS

### Expert Panel Members

Name	Organization	Title	Year(s)
Aaron Rumack	White River School District	Mathematics Instructional Coach	2017
Alice Murner	Neah Bay Elementary	Principal	2015
Allison Hintz	University of Washington, Bothell	Assistant Professor	2015
Ann Neils Ottmar	Cheney School District	Math Intervention TOSA	2016
Annie Pennucci	Washington State Institute for Public Policy (WSIPP)	Assistant Director	2015
B. Keith Salyer	Central Washington University	Associate Professor	2017
Cathy Carroll	WestEd	Senior Research Associate/ Project Director	2015
Connie Hatchel	Prosser School District	Mathematics Instructional Coach	2015, 2016
Doug Clements	University of Denver	Professor, Executive Director of the Marsico Institute of Early Learning and Literacy	2015
Francis (Skip) Fennell	McDaniel College	Professor, Project Director for Elementary Mathematics Specialists and Teacher Leaders Project	2015
Greta Bornemann	Puget Sound ESD	Director of Mathematics	2015
Janet Zombro	OSPI	Mathematics Instructional Success Coach	2016
Janie Overman	Western Washington University	Instructor	2017
Jennifer Burrus	Fife School District	Mathematics Instructional Facilitator	2017
John Woodward	University of Puget Sound	Dean, School of Education	2015

Name	Organization	Title	Year(s)
Lesley Maxfield	Spokane Public Schools	Mathematics Instructional Coach	2015, 2016, 2017
Leslie E.J. Nielson	Puget Sound ESD	Mathematics Program Manager	2016
Maegan Skoubo	Raymond School District	National Board Certified Teacher, Math Coach	2016, 2017
Matthew Lemon	Washington State Institute for Public Policy (WSIPP)	Research Associate	2015, 2016, 2017
Paulette Johnson	Knappa School District	Superintendent	2017
Rhonda Krolczyk	Morton Elementary	Elementary Teacher	2017
Ryan A. Seidel	East Valley School District	Math and Technology Instructional Specialist	2016, 2017
Sharon Young	Seattle Pacific University	Professor	2015
Sue Bluestein	ESD 112	Regional Mathematics Coordinator	2015
Tamara Smith	OESD 114	Mathematics Education Coordinator	2015, 2016
Tracy Orr	Granite Falls School District	Alternative School Math Teacher	2016

OSPI Staff, National Advisors, and Consultants

Name	Organization	Title	Year(s)
Amy Thierry	OSPI	Program Supervisor, LAP ELA and Research	2015, 2016, 2017
Amy Vaughn	OSPI	Program Supervisor, LAP Mathematics and Research	2015
Andrea Cobb	OSPI	Executive Director, Center for the Improvement of Student Learning (CISL)	2017
Anne Gallagher	OSPI	Director, Learning and Teaching, Mathematics	2015, 2016, 2017
Anton Jackson	OSPI	Mathematics Assessment Specialist, Grades 6–8	2015, 2016, 2017
Carrie Hert	OSPI	Executive Assistant	2015, 2016, 2017



Name	Organization	Title	Year(s)
Caryn Sabourin Ward	National Implementation Research Network	Senior Implementation Specialist	2015, 2016
Dean Fixsen	National Implementation Research Network	Co-Director	2015
Dixie Grunenfelder	OSPI	Director, Guidance Counseling and Navigation 101	2016
Estela Garcia	OSPI	Administrative Assistant	2017
Gayle Pauley	OSPI	Assistant Superintendent, Special Programs and Federal Accountability	2015, 2016, 2017
Gil Mendoza	OSPI	Deputy Superintendent, K–12 Education	2015, 2016
Jami Peterson	OSPI	Executive Assistant	2015, 2016, 2017
Janet Zombro	OSPI	Instructional Success Coach-Mathematics	2015, 2016
Jennifer Judkins	OSPI	Mathematics Assessment Specialist, High School	2015, 2016
Jess Lewis	OSPI	Program Supervisor, Behavior and Discipline	2015
Jordyn Green	OSPI	Data Analyst, Student Information	2015, 2016, 2017
Joshua Lynch	OSPI	Program Supervisor, LAP Behavior, Discipline and Research	2016, 2017
Julie Chace	OSPI	Administrative Assistant	2016
Julie Wagner	OSPI	Mathematics Assessment Specialist, Grades 3–5	2015, 2016,
Kathe Taylor	OSPI	Assistant Superintendent, Learning and Teaching	2016, 2017
Katy Absten	OSPI	Mathematics Specialist	2015, 2016

Name	Organization	Title	Year(s)
Kelcey Schmitz	OSPI	Program Supervisor, Integrated Student Services	2017
Kevan Saunders	OSPI	Administrative Assistant	2015, 2016
Kim Andersen	OSPI	COE Mathematics Specialist	2015
Kimberlee Cusick	OSPI	Secretary Senior, LAP	2015, 2016, 2017
Kristi Coe	OSPI	Program Supervisor, LAP Mathematics and Research	2017
Larry Fazzari	OSPI	Program Supervisor, Title I/LAP and Consolidated Program Reviews	2017
Lesley Siegel	OSPI	Alternate Assessment Coordinator	2015
Michaela Miller	OSPI	Deputy Superintendent	2017
Paula Moore	OSPI	Director, Title I/LAP and Consolidated Program Reviews	2016, 2017
Penelope Mena	OSPI	Program Supervisor, Title I/LAP and Consolidated Program Reviews	2017
Porsche Everson	Relevant Strategies	President, Project Facilitator, and Report Editor	2015, 2016, 2017
Samantha Diamond	OSPI	Secretary Senior, LAP	2017
Wendy Iwaszuk	OSPI	Program Supervisor and State Transformation Specialist	2015

## APPENDIX C: LIST OF ACRONYMS

Acronym	Definition
<b>AI</b>	Active implementation
<b>AMTE</b>	Association of Mathematics Teacher Education
<b>AVID</b>	Advancement Via Individual Determination
<b>AYD</b>	Academic Youth Development
<b>CCSS</b>	Common Core State Standards
<b>CEDARS</b>	Comprehensive Education Data and Research System
<b>CISL</b>	Center for the Improvement of Student Learning
<b>CTE</b>	Career and Technical Education
<b>DEL</b>	Department of Early Learning
<b>DLD</b>	Digital Learning Department
<b>ELA</b>	English language arts
<b>EL</b>	English learner
<b>EQUIP</b>	Educators Evaluating Quality Instructional Products
<b>ERIC</b>	Education Resources Information Center
<b>ESD</b>	Educational Service District
<b>ESSB</b>	Engrossed Substitute Senate Bill
<b>GPA</b>	Grade point average
<b>IAB</b>	Interim assessment blocks
<b>ICA</b>	Interim comprehensive assessment
<b>IEP</b>	Individualized education plan
<b>IMET</b>	Instructional Materials Evaluation Tool
<b>ISS</b>	Integrated Student Supports
<b>LAP</b>	Learning Assistance Program
<b>MTSS</b>	Multi-Tiered System of Supports

<b>NCTM</b>	National Council of Teachers of Mathematics
<b>NIRN</b>	National Implementation Research Network
<b>OSPI</b>	Office of Superintendent of Public Instruction
<b>PD</b>	Professional development
<b>PLC</b>	Professional learning community
<b>RCW</b>	Revised Code of Washington
<b>RTI</b>	Response to intervention
<b>RTL</b>	Readiness to learn
<b>SBAC</b>	Smarter Balanced Assessment Consortium
<b>SISEP</b>	State Implementation and Scaling up of Evidence-based Practices
<b>STEM</b>	Science, Technology, Engineering and Mathematics
<b>TPEP</b>	Washington State Teacher/Principal Evaluation Project
<b>VMI</b>	Vermont Mathematics Initiative
<b>WISSP</b>	Washington Integrated Student Supports Protocol
<b>WSIPP</b>	Washington State Institute for Public Policy



Except where otherwise noted, this work by the **Office of Superintendent of Public Instruction** is licensed under a **Creative Commons Attribution License**.

*Please make sure that permission has been received to use all elements of this publication (images, charts, text, etc.) that are not created by OSPI staff, grantees, or contractors. This permission should be displayed as an attribution statement in the manner specified by the copyright holder. It should be made clear that the element is one of the “except where otherwise noted” exceptions to the OSPI open license.*

*For additional information, please visit the **OSPI Interactive Copyright and Licensing Guide**.*

---

*OSPI provides equal access to all programs and services without discrimination based on sex, race, creed, religion, color, national origin, age, honorably discharged veteran or military status, sexual orientation including gender expression or identity, the presence of any sensory, mental, or physical disability, or the use of a trained dog guide or service animal by a person with a disability. Questions and complaints of alleged discrimination should be directed to the Equity and Civil Rights Director at 360-725-6162 or P.O. Box 47200 Olympia, WA 98504-7200.*

*Download this material in PDF at <http://www.k12.wa.us/SSEO/MathMenuBestPractice.aspx>. This material is available in alternative format upon request. Contact the Resource Center at 888-595-3276, TTY 360-664-3631. Please refer to this document number for quicker service: 17-0015.*



---

**Chris Reykdal** • State Superintendent  
Office of Superintendent of Public Instruction  
Old Capitol Building • P.O. Box 47200  
Olympia, WA 98504-7200